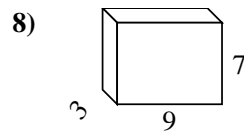
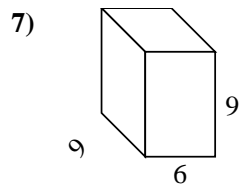
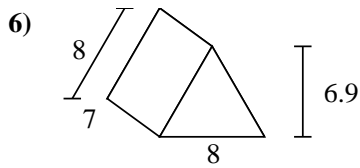
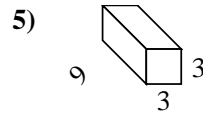
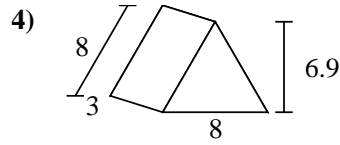
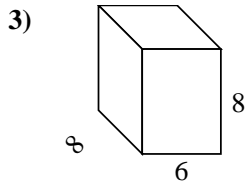
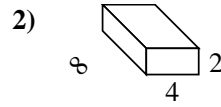
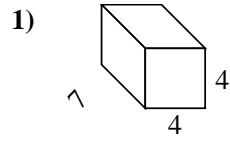
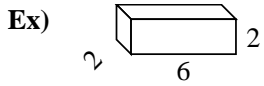




Find the surface area of each figure. Units are in cm (not to scale).



Answers

Ex. 56 cm²

1. _____

2. _____

3. _____

4. _____

5. _____

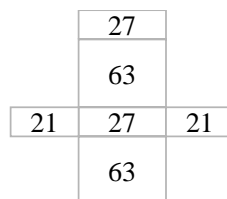
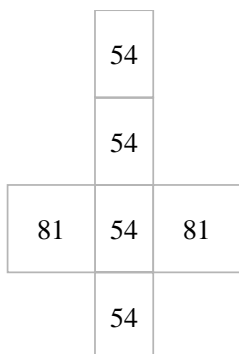
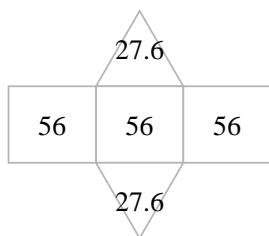
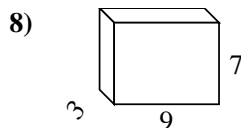
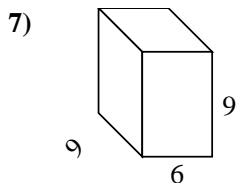
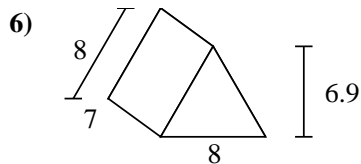
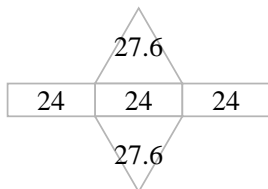
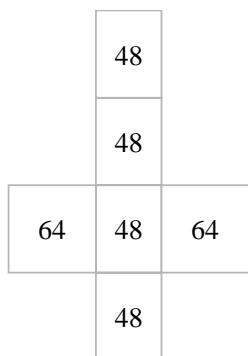
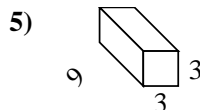
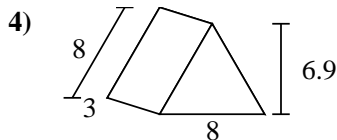
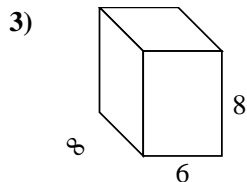
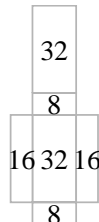
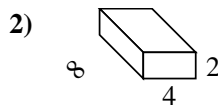
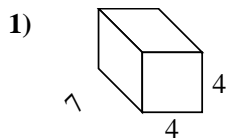
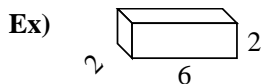
6. _____

7. _____

8. _____



Find the surface area of each figure. Units are in cm (not to scale).



Answers

Ex. 56 cm²

1. 144 cm²

2. 112 cm²

3. 320 cm²

4. 127.2 cm²

5. 126 cm²

6. 223.2 cm²

7. 378 cm²

8. 222 cm²