



Solve each problem.

Answers

- 1) The rectangle below has the dimensions 1×9 . Create a rectangle with the same perimeter, but a different area.



1. _____

2. _____

3. _____

4. _____

- 2) The rectangle below has the dimensions 1×4 . Create a rectangle with the same perimeter, but a different area.



5. _____

- 3) The rectangle below has the dimensions 4×9 . Create a rectangle with the same perimeter, but a different area.



- 4) The rectangle below has the dimensions 1×6 . Create a rectangle with the same perimeter, but a different area.




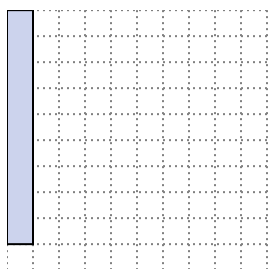
- 5) The rectangle below has the dimensions 2×9 . Create a rectangle with the same perimeter, but a different area.



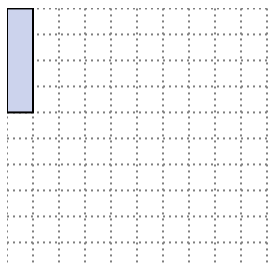


Solve each problem.

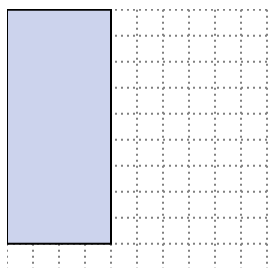
- 1) The rectangle below has the dimensions 1×9 . Create a rectangle with the same perimeter, but a different area.

 3×7


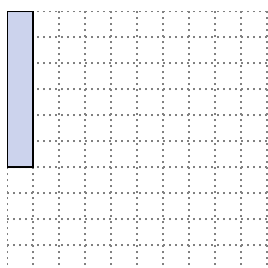
- 2) The rectangle below has the dimensions 1×4 . Create a rectangle with the same perimeter, but a different area.

 2×3

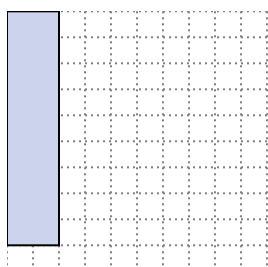
- 3) The rectangle below has the dimensions 4×9 . Create a rectangle with the same perimeter, but a different area.

 6×7
 3×10

- 4) The rectangle below has the dimensions 1×6 . Create a rectangle with the same perimeter, but a different area.

 3×4
 2×5

- 5) The rectangle below has the dimensions 2×9 . Create a rectangle with the same perimeter, but a different area.

 1×10
 5×6 Answers

1. 3×7

2. 2×3

3. $6 \times 7 : 3 \times 10$

4. $3 \times 4 : 2 \times 5$

5. $1 \times 10 : 5 \times 6$