




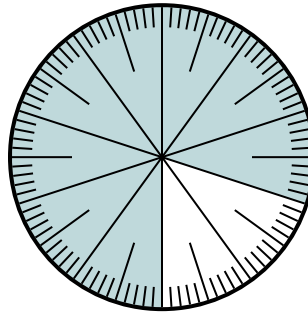
Solve each problem.

- 1) Which choice represents the shaded portion of the number wheel?



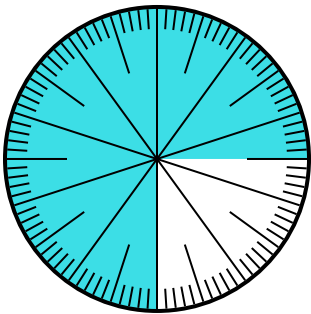
- A. 0.85                      B. 8.5  
C. 85                          D. 0.085

- 2) Which choice represents the un-shaded portion of the number wheel?



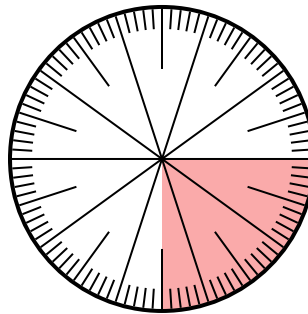
- A.  $\frac{2}{100}$                       B.  $\frac{20}{100}$   
C.  $\frac{2.00}{100}$                   D.  $\frac{80}{20}$

- 3) Which choice represents the un-shaded portion of the number wheel?



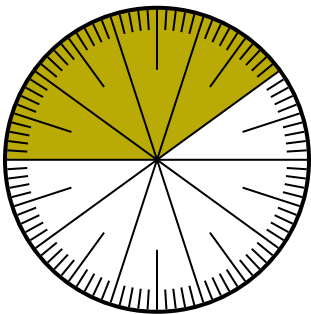
- A. 0.025                      B. 0.25  
C. 0.0075                    D. 2.50

- 4) Which choice represents the shaded portion of the number wheel?



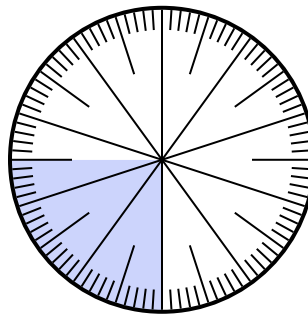
- A.  $\frac{0.25}{100}$                     B.  $\frac{25}{100}$   
C. 0.025                      D. 25

- 5) Which choice represents the shaded portion of the number wheel?



- A.  $\frac{40}{60}$                       B.  $\frac{60}{40}$   
C.  $\frac{40}{100}$                       D.  $\frac{4}{100}$

- 6) Which choice represents the shaded portion of the number wheel?



- A. 0.0075                      B.  $\frac{2.50}{100}$   
C. 0.025                      D. 0.25

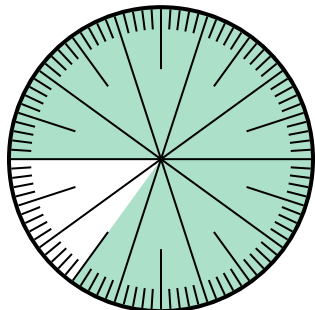
**Answers**

1. \_\_\_\_\_  
2. \_\_\_\_\_  
3. \_\_\_\_\_  
4. \_\_\_\_\_  
5. \_\_\_\_\_  
6. \_\_\_\_\_



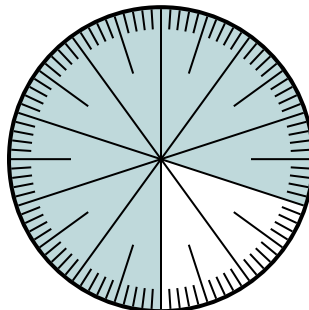
Solve each problem.

1) Which choice represents the shaded portion of the number wheel?



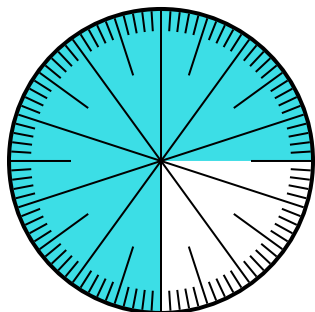
- A. 0.85                      B. 8.5  
C. 85                          D. 0.085

2) Which choice represents the un-shaded portion of the number wheel?



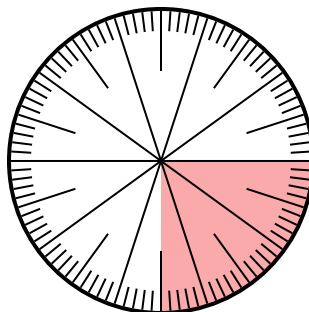
- A.  $\frac{2}{100}$                       B.  $\frac{20}{100}$   
C.  $\frac{2.00}{100}$                   D.  $\frac{80}{20}$

3) Which choice represents the un-shaded portion of the number wheel?



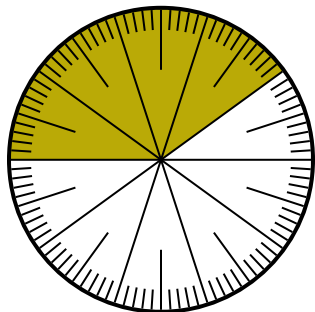
- A. 0.025                      B. 0.25  
C. 0.0075                      D. 2.50

4) Which choice represents the shaded portion of the number wheel?



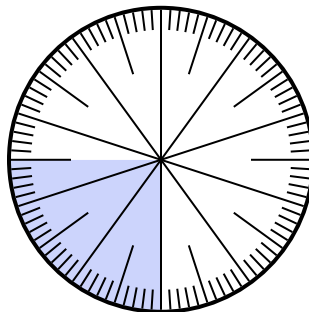
- A.  $\frac{0.25}{100}$                       B.  $\frac{25}{100}$   
C. 0.025                      D. 25

5) Which choice represents the shaded portion of the number wheel?



- A.  $\frac{40}{60}$                       B.  $\frac{60}{40}$   
C.  $\frac{40}{100}$                       D.  $\frac{4}{100}$

6) Which choice represents the shaded portion of the number wheel?



- A. 0.0075                      B.  $\frac{2.50}{100}$   
C. 0.025                      D. 0.25

**Answers**

1.   **A**  

2.   **B**  

3.   **B**  

4.   **B**  

5.   **C**  

6.   **D**