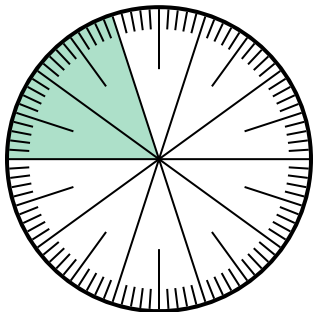




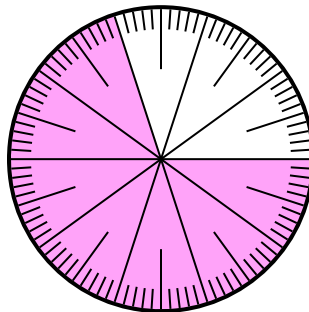
Solve each problem.

- 1) Which choice represents the un-shaded portion of the number wheel?



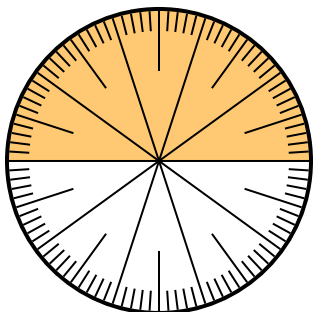
- A.  $\frac{0.8}{100}$       B. 0.8  
C. 8                D.  $\frac{80}{20}$

- 2) Which choice represents the un-shaded portion of the number wheel?



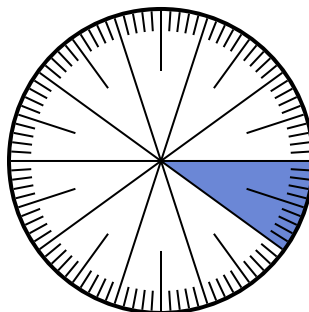
- A. 0.30                B. 70  
C. 0.070              D.  $\frac{70}{30}$

- 3) Which choice represents the un-shaded portion of the number wheel?



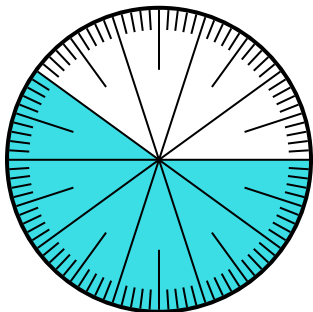
- A. 5.00                B.  $\frac{5}{100}$   
C.  $\frac{5}{100}$                 D. 0.5

- 4) Which choice represents the shaded portion of the number wheel?



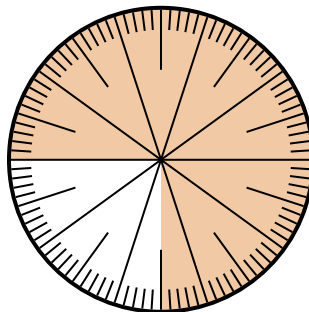
- A. 0.10                B. 1  
C.  $\frac{1}{100}$                 D.  $\frac{0.9}{100}$

- 5) Which choice represents the un-shaded portion of the number wheel?



- A. 4.00                B. 0.40  
C.  $\frac{40}{60}$                 D.  $\frac{4.00}{100}$

- 6) Which choice represents the shaded portion of the number wheel?



- A.  $\frac{75}{25}$                 B. 0.075  
C.  $\frac{75}{100}$                 D. 7.50

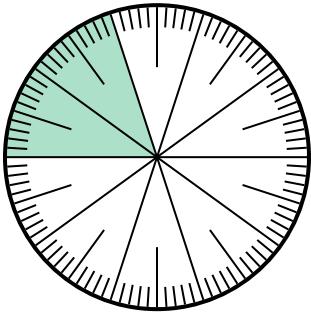
**Answers**

1. \_\_\_\_\_  
2. \_\_\_\_\_  
3. \_\_\_\_\_  
4. \_\_\_\_\_  
5. \_\_\_\_\_  
6. \_\_\_\_\_



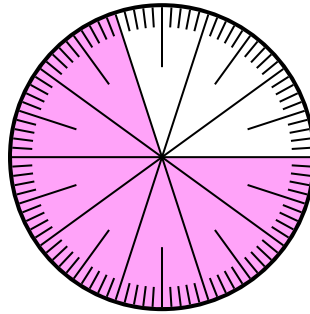
Solve each problem.

- 1) Which choice represents the un-shaded portion of the number wheel?



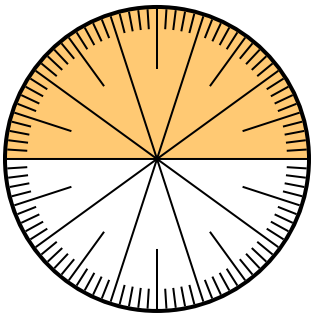
- A.  $\frac{0.8}{100}$       B. 0.8  
C. 8                  D.  $\frac{80}{20}$

- 2) Which choice represents the un-shaded portion of the number wheel?



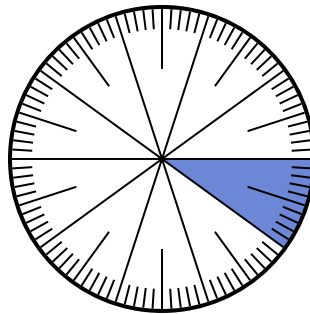
- A. 0.30                  B. 70  
C. 0.070                D.  $\frac{70}{30}$

- 3) Which choice represents the un-shaded portion of the number wheel?



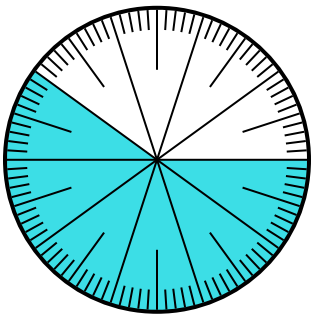
- A. 5.00                  B.  $\frac{5}{100}$   
C.  $\frac{5}{100}$                 D. 0.5

- 4) Which choice represents the shaded portion of the number wheel?



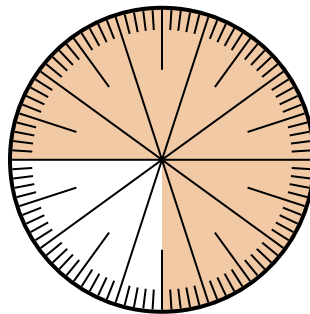
- A. 0.10                  B. 1  
C.  $\frac{1}{100}$                 D.  $\frac{0.9}{100}$

- 5) Which choice represents the un-shaded portion of the number wheel?



- A. 4.00                  B. 0.40  
C.  $\frac{40}{60}$                 D.  $\frac{4.00}{100}$

- 6) Which choice represents the shaded portion of the number wheel?



- A.  $\frac{75}{25}$                   B. 0.075  
C.  $\frac{75}{100}$                 D. 7.50

**Answers**

1. **B**  
2. **A**  
3. **D**  
4. **A**  
5. **B**  
6. **C**