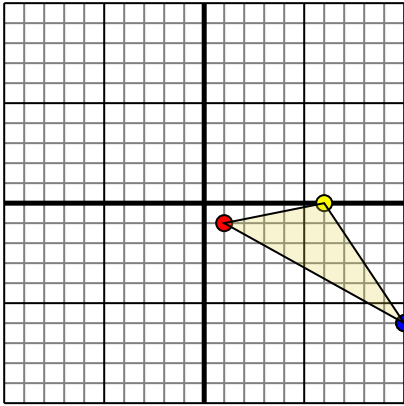




Rotate each shape as described.

1)

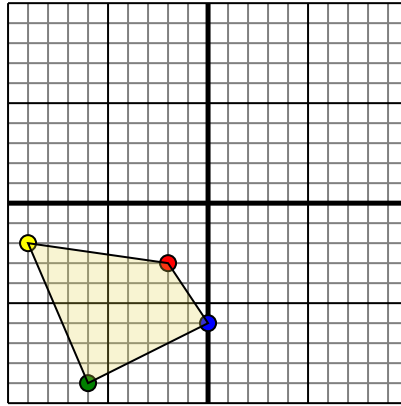


The shape above has the following coordinates:

- A. (1,-1)
- B. (6,0)
- C. (10,-6)

Rotate the shape 90° counter-clockwise.

2)

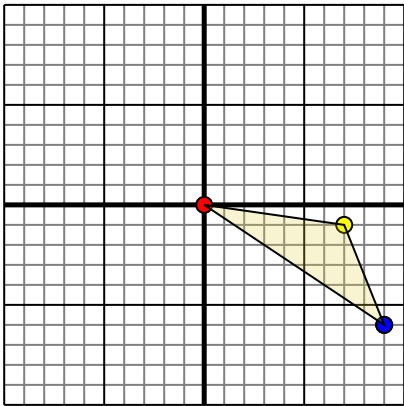


The shape above has the following coordinates:

- A. (-2,-3)
- B. (-9,-2)
- C. (-6,-9)
- D. (0,-6)

Rotate the shape 180° counter-clockwise.

3)

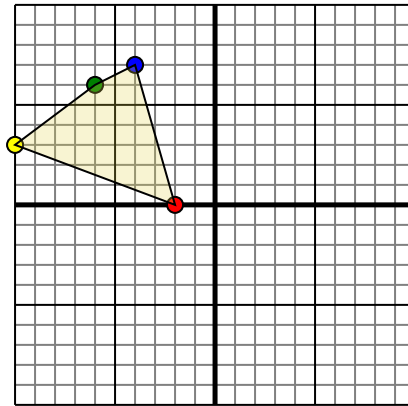


The shape above has the following coordinates:

- A. (0,0)
- B. (7,-1)
- C. (9,-6)

Rotate the shape 90° clockwise.

4)



The shape above has the following coordinates:

- A. (-2,0)
- B. (-10,3)
- C. (-6,6)
- D. (-4,7)

Rotate the shape 270° clockwise.

**Answers**

1. \_\_\_\_\_ [Graph](#)

2. \_\_\_\_\_ [Graph](#)

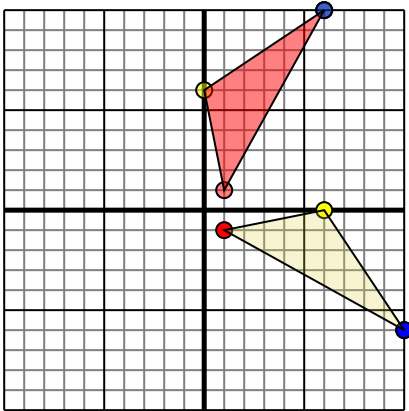
3. \_\_\_\_\_ [Graph](#)

4. \_\_\_\_\_ [Graph](#)



Rotate each shape as described.

1)

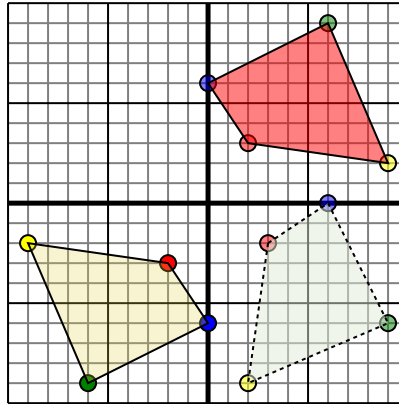


The shape above has the following coordinates:

- A. (1,-1)
- B. (6,0)
- C. (10,-6)

Rotate the shape 90° counter-clockwise.

2)

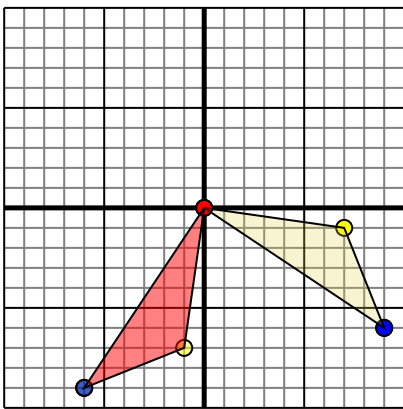


The shape above has the following coordinates:

- A. (-2,-3)
- B. (-9,-2)
- C. (-6,-9)
- D. (0,-6)

Rotate the shape 180° counter-clockwise.

3)

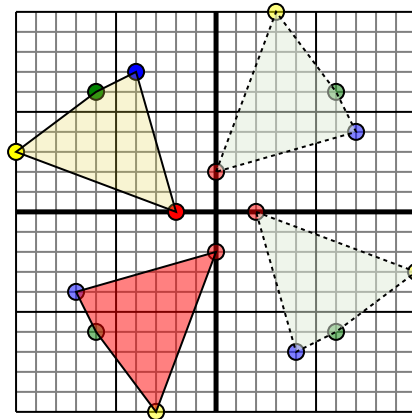


The shape above has the following coordinates:

- A. (0,0)
- B. (7,-1)
- C. (9,-6)

Rotate the shape 90° clockwise.

4)



The shape above has the following coordinates:

- A. (-2,0)
- B. (-10,3)
- C. (-6,6)
- D. (-4,7)

Rotate the shape 270° clockwise.

**Answers**

1. **1,1** **0,6** **6,10** [Graph](#)
2. **2,3** **9,2** **6,9** **0,6** [Graph](#)
3. **0,0** **-1,-7** **-6,-9** [Graph](#)
4. **0,-2** **-3,-10** **-6,-6** **-7,-4** [Graph](#)