





Create and label the line plot using the set of numbers provided.


- 1)  $9\frac{1}{2}$     9    8    10    9     $10\frac{1}{2}$      $9\frac{1}{2}$     8  
 $10\frac{1}{2}$      $9\frac{1}{2}$     10    8    10     $8\frac{1}{2}$      $8\frac{1}{2}$      $8\frac{1}{2}$




- 2)  $6\frac{1}{2}$      $8\frac{1}{2}$     7    6     $8\frac{1}{2}$     8     $6\frac{1}{2}$      $8\frac{1}{2}$   
 7     $7\frac{1}{2}$     6     $6\frac{1}{2}$     8    8    6    7




- 3)  $5\frac{2}{4}$      $7\frac{3}{4}$      $6\frac{3}{4}$      $5\frac{3}{4}$      $7\frac{3}{4}$     6     $6\frac{1}{4}$     5  
 $6\frac{1}{4}$      $6\frac{1}{4}$      $5\frac{3}{4}$      $7\frac{3}{4}$      $6\frac{2}{4}$     6     $5\frac{1}{4}$      $5\frac{1}{4}$



- 4)  $5\frac{3}{4}$     5     $5\frac{2}{4}$      $7\frac{2}{4}$      $7\frac{3}{4}$      $5\frac{3}{4}$      $6\frac{1}{4}$      $7\frac{2}{4}$   
 5     $5\frac{1}{4}$      $6\frac{2}{4}$      $6\frac{3}{4}$      $6\frac{2}{4}$      $5\frac{2}{4}$      $5\frac{3}{4}$     6



- 5) 3     $5\frac{6}{8}$      $4\frac{5}{8}$      $3\frac{7}{8}$      $4\frac{2}{8}$      $3\frac{7}{8}$      $5\frac{5}{8}$      $4\frac{3}{8}$   
 $4\frac{3}{8}$      $3\frac{4}{8}$      $3\frac{7}{8}$      $3\frac{6}{8}$      $4\frac{1}{8}$      $4\frac{7}{8}$      $5\frac{2}{8}$      $4\frac{4}{8}$





Create and label the line plot using the set of numbers provided.

