



Measure each of the bars (in centimeters) and then generate a line plot based on the information.

Answers



1. _____



2. _____




3. _____




4. _____



5. _____



6. _____




7. _____



8. _____




9. _____




10. _____



11. _____



12. _____



13. _____



14. _____









15. _____

Line Plot



Measure each of the bars (in centimeters) and then generate a line plot based on the information.

- 1)  8
- 2)  8
- 3)  8
- 4)  10
- 5)  5
- 6)  4
- 7)  5
- 8)  6
- 9)  8
- 10)  8
- 11)  10
- 12)  10
- 13)  4
- 14)  5
- 15)  10

- Answers
- 1. 8
 - 2. 8
 - 3. 8
 - 4. 10
 - 5. 5
 - 6. 4
 - 7. 5
 - 8. 6
 - 9. 8
 - 10. 8
 - 11. 10
 - 12. 10
 - 13. 4
 - 14. 5
 - 15. 10

Line Plot

