



Measure each of the bars (in centimeters) and then generate a line plot based on the information.

Answers



1. _____



2. _____



3. _____




4. _____



5. _____



6. _____



7. _____



8. _____



9. _____



10. _____



11. _____



12. _____



13. _____



14. _____



15. _____

Line Plot



Measure each of the bars (in centimeters) and then generate a line plot based on the information.

Answers

1)  3


1. 3

2)  7

2. 7

3)  7

3. 7

4)  4

4. 4

5)  7

5. 7

6)  7

6. 7

7)  3

7. 3

8)  10

8. 10

9)  7

9. 7

10)  7


10. 7

11)  7


11. 7

12)  10

12. 10

13)  9

13. 9

14)  3

14. 3

15)  10

15. 10

Line Plot

