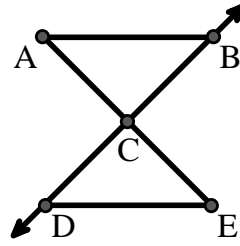




Solve each problem.

Use the graphic to the right to find the following (if possible):

- 1) Perpendicular Lines _____
- 2) A Segment _____
- 3) Intersecting Lines _____
- 4) A Line _____
- 5) A Ray _____
- 6) Parallel Lines _____

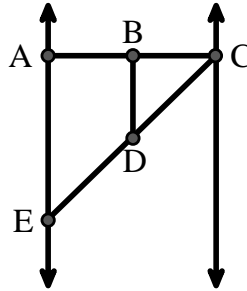


Answers

1. _____
2. _____
3. _____
4. _____
5. _____
6. _____
7. _____
8. _____

Use the graphic to the right to find the following (if possible):


- 7) Obtuse Angle _____
- 8) Straight Angle _____
- 9) Acute Angle _____
- 10) Right Angle _____



9. _____
10. _____
11. graph
12. graph
13. graph
14. graph
15. graph

Use the dot matrix to draw the following:

- 11) Segment \overline{AC}
- 12) Straight Angle $\angle ABC$
- 13) Segment \overleftrightarrow{BD} perpendicular to \overline{BC}
- 14) Segment \overleftrightarrow{CE} parallel to segment \overline{BD}
- 15) Line \overleftrightarrow{FG} parallel to angle $\angle ABC$





Solve each problem.

Use the graphic to the right to find the following (if possible):

1) Perpendicular Lines _____

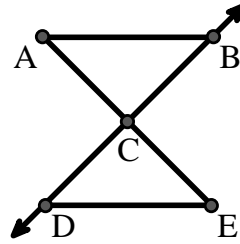
2) A Segment \overline{AB} , \overline{AC} , \overline{BC} , \overline{CD} , \overline{CE} , \overline{DE}

3) Intersecting Lines _____

4) A Line _____

5) A Ray \overrightarrow{CB} , \overrightarrow{CD}

6) Parallel Lines $(\overleftrightarrow{A} \& \overleftrightarrow{B})$, $(\overleftrightarrow{A} \& \overleftrightarrow{C})$, $(\overleftrightarrow{B} \& \overleftrightarrow{C})$, $(\overleftrightarrow{C} \& \overleftrightarrow{D})$, $(\overleftrightarrow{C} \& \overleftrightarrow{E})$, $(\overleftrightarrow{D} \& \overleftrightarrow{E})$



Answers

1. none

2. \overline{AB}

3. none

4. none

5. \overrightarrow{CB}

6. $(\overleftrightarrow{A} \& \overleftrightarrow{B})$

7. $\angle BDE$

8. $\angle ABC$

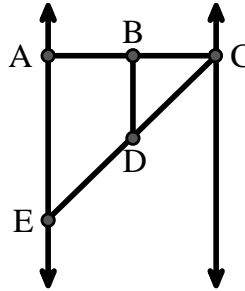
Use the graphic to the right to find the following (if possible):

7) Obtuse Angle $\angle BDE$

8) Straight Angle $\angle ABC$, $\angle CDE$

9) Acute Angle $\angle BCD$, $\angle AED$, $\angle BDC$

10) Right Angle $\angle BAE$, $\angle ABD$, $\angle CBD$



9. $\angle BCD$

10. $\angle BAE$

11. graph

12. graph

13. graph

14. graph

15. graph

Use the dot matrix to draw the following:

11) Segment \overline{AC}



12) Straight Angle $\angle ABC$



13) Segment \overleftrightarrow{BD} perpendicular to \overline{BC}



14) Segment \overleftrightarrow{CE} parallel to segment \overline{BD}



15) Line \overleftrightarrow{FG} parallel to angle $\angle ABC$

