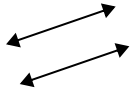




Use 'parallel', 'perp'(perpendicular) or 'inter'(intersecting) to describe the lines.

Answers

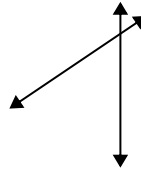
1)



2)



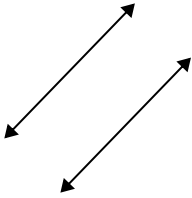
3)



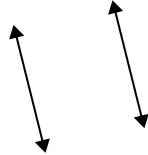
1. \_\_\_\_\_

2. \_\_\_\_\_

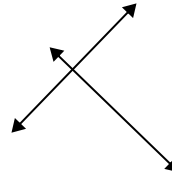
4)



5)



6)



3. \_\_\_\_\_

4. \_\_\_\_\_

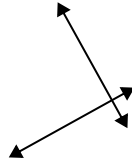
5. \_\_\_\_\_

6. \_\_\_\_\_

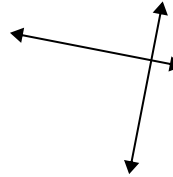
7)



8)



9)



7. \_\_\_\_\_

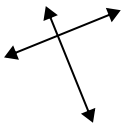
8. \_\_\_\_\_

9. \_\_\_\_\_

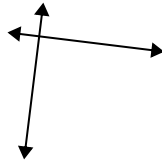
10. \_\_\_\_\_

11. \_\_\_\_\_

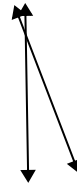
10)



11)



12)



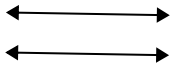
12. \_\_\_\_\_

13. \_\_\_\_\_

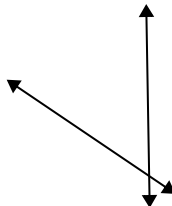
14. \_\_\_\_\_

15. \_\_\_\_\_

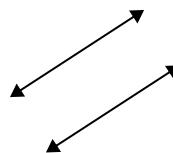
13)



14)



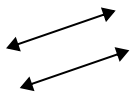
15)





Use 'parallel', 'perp'(perpendicular) or 'inter'(intersecting) to describe the lines.

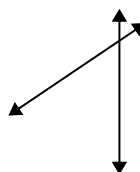
1)



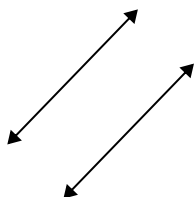
2)



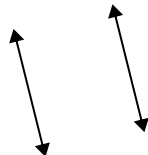
3)



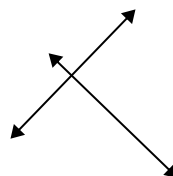
4)



5)



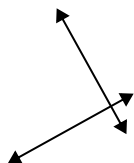
6)



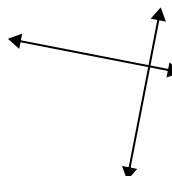
7)



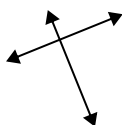
8)



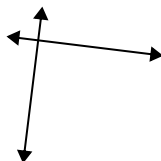
9)



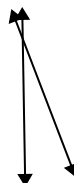
10)




11)



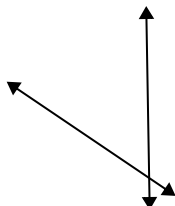
12)



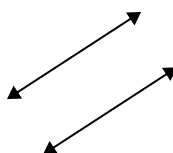
13)



14)



15)



Answers

1. parallel

2. inter

3. inter

4. parallel

5. parallel

6. perp & inter

7. inter

8. perp & inter

9. perp & inter

10. perp & inter

11. perp & inter

12. inter

13. parallel

14. inter

15. parallel