Measuring and Showing Data Name:

Measure each ITEM tip to tip then place your results in the line plot.

Ex)

1)

2) 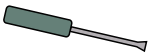

3) 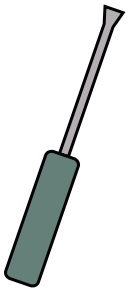

4)

5)

6)

7) 

8)

9)

10)

11)

Line Plot

$\frac{1}{4}$	$\frac{1}{2}$	$\frac{3}{4}$	1	$1\frac{1}{4}$	$1\frac{1}{2}$	$1\frac{3}{4}$	2

Answers

Ex. $1\frac{3}{4}$

1. _____
2. _____
3. _____
4. _____
5. _____
6. _____
7. _____
8. _____
9. _____
10. _____
11. _____

1-10	91	82	73	64	55	45	36	27	18	9
11	0									

Measuring and Showing Data

Name: **Answer Key**

Measure each ITEM tip to tip then place your results in the line plot.

Ex)

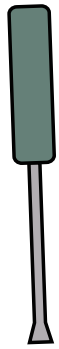

1)

2)

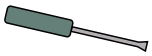

3)

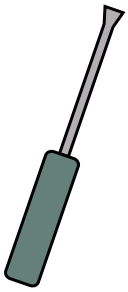

4)

5)

6)

7)



8)

9)

10)

11)

Line Plot

	X		X	X			X
X	X	X	X	X	X	X	X
$\frac{1}{4}$	$\frac{1}{2}$	$\frac{3}{4}$	1	$1\frac{1}{4}$	$1\frac{1}{2}$	$1\frac{3}{4}$	2

Answers

Ex.	$1\frac{3}{4}$
1.	1
2.	$\frac{3}{4}$
3.	$1\frac{1}{2}$
4.	$1\frac{1}{4}$
5.	$\frac{1}{2}$
6.	$\frac{1}{4}$
7.	2
8.	$\frac{1}{2}$
9.	$1\frac{1}{4}$
10.	2
11.	1

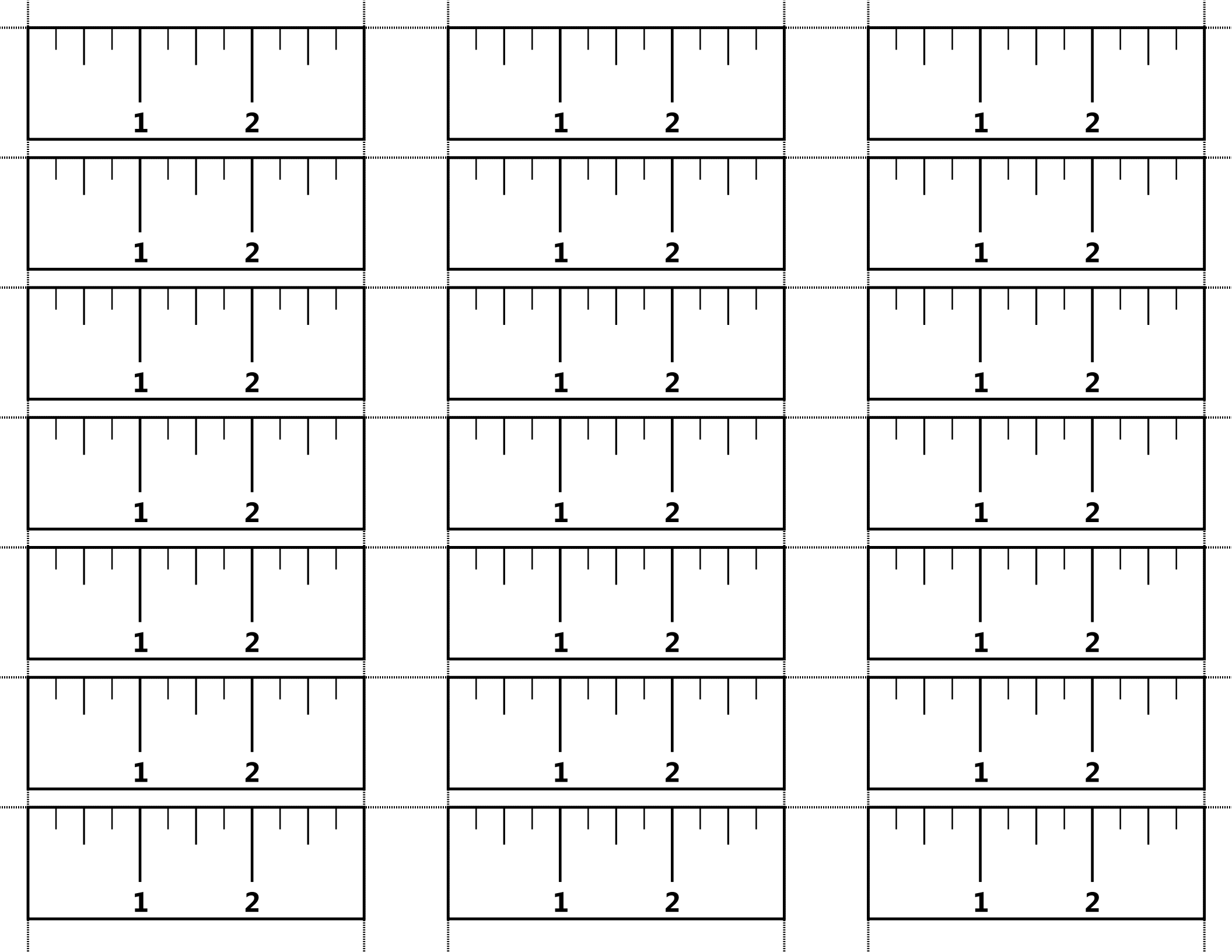
1
2