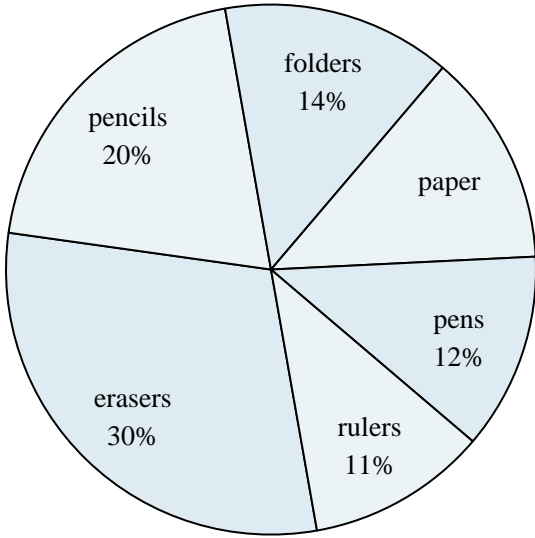




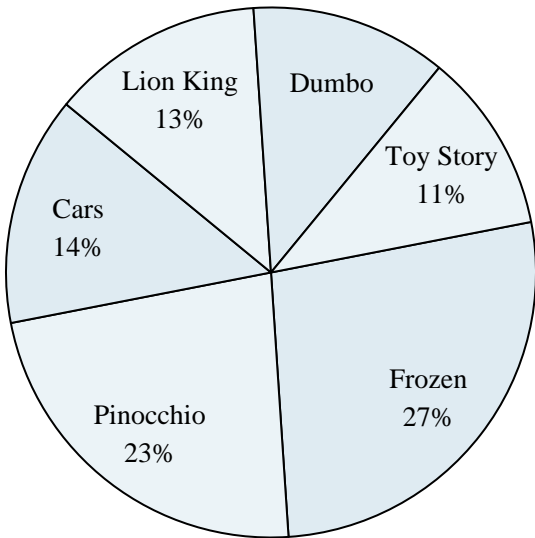
Use the graph to solve.

**School Store Sales**



- 1) What is the combined amount of folders and paper sold?
- 2) What percent of the sales were erasers?
- 3) Which product sold the worst?
- 4) Which two products accounted for about half the sales?
- 5) Which product sold the best?

**Favorite Disney Movie**



- 6) Which movie was the most popular?
- 7) What percent of people said Frozen was their favorite?
- 8) What percent of people said either Cars or Dumbo was their favorite?
- 9) Which two movies did about half the people say was their favorite?
- 10) Which movie was the least popular?

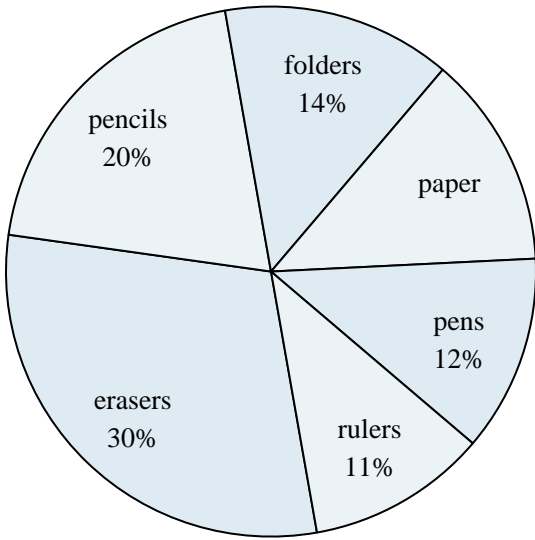
**Answers**

1. \_\_\_\_\_
2. \_\_\_\_\_
3. \_\_\_\_\_
4. \_\_\_\_\_
5. \_\_\_\_\_
6. \_\_\_\_\_
7. \_\_\_\_\_
8. \_\_\_\_\_
9. \_\_\_\_\_
10. \_\_\_\_\_



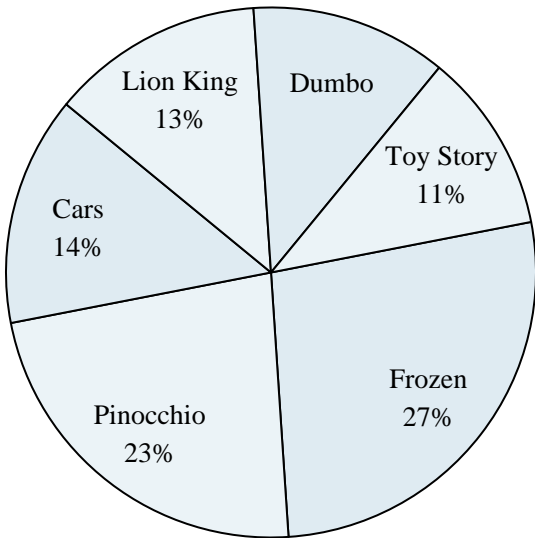
Use the graph to solve.

**School Store Sales**



- 1) What is the combined amount of folders and paper sold?
- 2) What percent of the sales were erasers?
- 3) Which product sold the worst?
- 4) Which two products accounted for about half the sales?
- 5) Which product sold the best?

**Favorite Disney Movie**



- 6) Which movie was the most popular?
- 7) What percent of people said Frozen was their favorite?
- 8) What percent of people said either Cars or Dumbo was their favorite?
- 9) Which two movies did about half the people say was their favorite?
- 10) Which movie was the least popular?

Answers

1. 27%
2. 30%
3. rulers
4. erasers & pencils
5. erasers
6. Frozen
7. 27%
8. 26%
9. Frozen & Pinocchio
10. Toy Story