



Solve each problem.

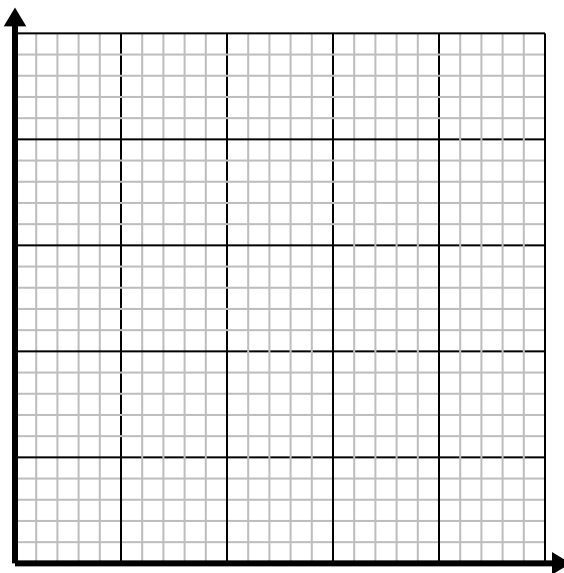
- 1) Every hour Dave walks 5 miles.

Create a table showing the miles travelled over the course of 5 hours, then plot the values on the coordinate plane.



- 2) Every box of candy has 4 pieces of candy.

Create a table showing the pieces of candy in up to 5 boxes, then plot the values on the coordinate plane.



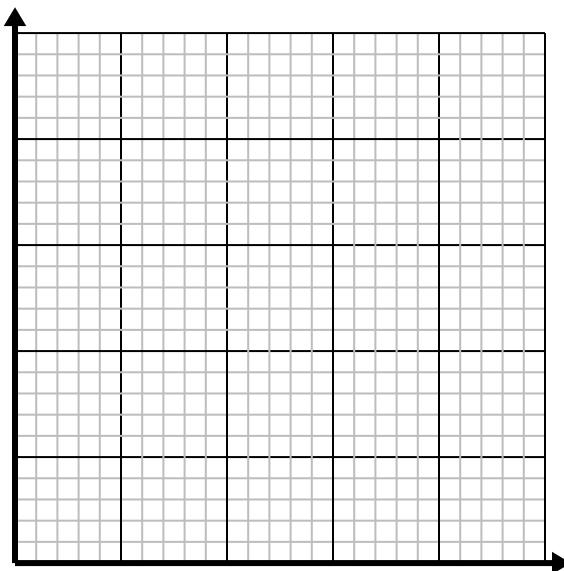
- 3) For every enemy defeated 5 points are earned.

Create a table showing the points earned for destroying up to 5 enemies, then plot the values on the coordinate plane.



- 4) Every glass of lemonade requires 3 lemons.

Create a table showing the glasses of lemonade made using up to 5 lemons, then plot the values on the coordinate plane.



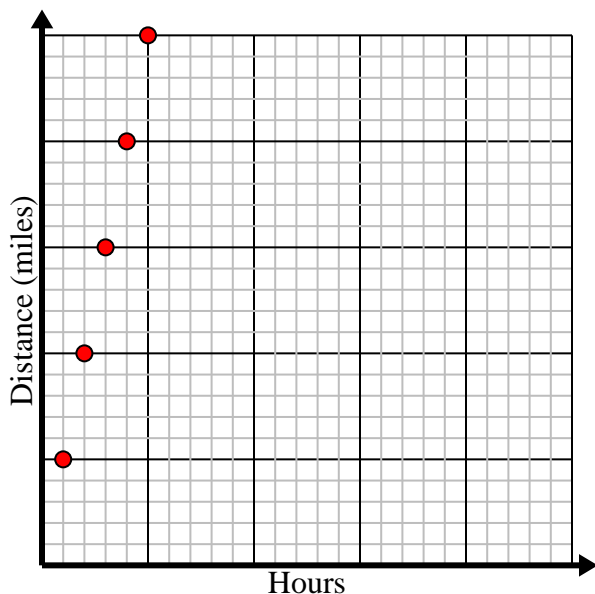


Solve each problem.

- 1) Every hour Dave walks 5 miles.

Create a table showing the miles travelled over the course of 5 hours, then plot the values on the coordinate plane.

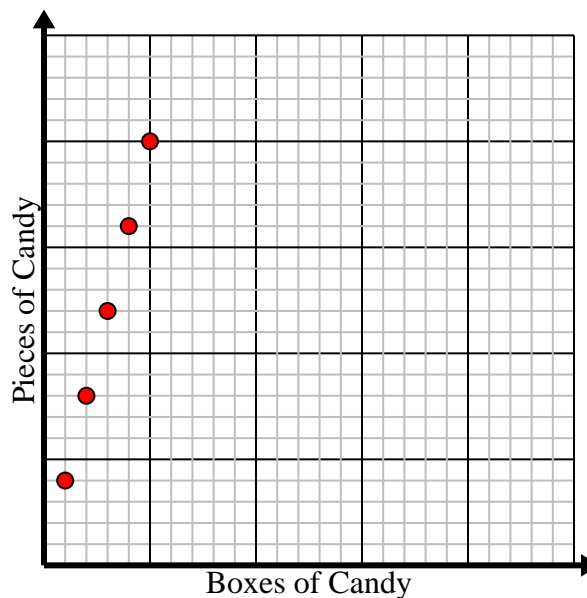
Hours	1	2	3	4	5
Distance (miles)	5	10	15	20	25



- 2) Every box of candy has 4 pieces of candy.

Create a table showing the pieces of candy in up to 5 boxes, then plot the values on the coordinate plane.

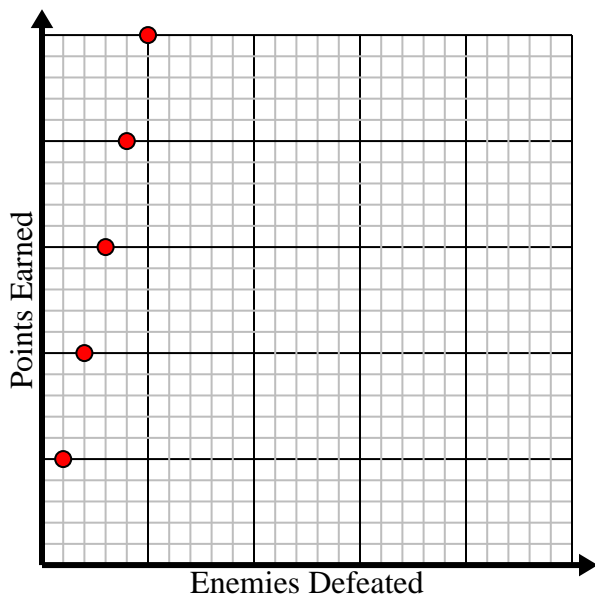
Boxes of Candy	1	2	3	4	5
Pieces of Candy	4	8	12	16	20



- 3) For every enemy defeated 5 points are earned.

Create a table showing the points earned for destroying up to 5 enemies, then plot the values on the coordinate plane.

Enemies Defeated	1	2	3	4	5
Points Earned	5	10	15	20	25



- 4) Every glass of lemonade requires 3 lemons.

Create a table showing the glasses of lemonade made using up to 5 lemons, then plot the values on the coordinate plane.

Glasses	1	2	3	4	5
Lemons Used	3	6	9	12	15

