



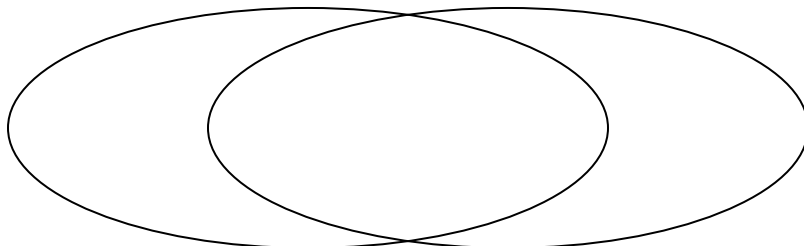
Solve each problem.

- 1) The table below shows the physical traits of different students. Use the chart to fill in the Venn Diagram.

	Kim	Wendy	Tom	Lisa	Jane	Vicky
Pet	Cat	Cat	Dog	Cat	Cat	Dog
Eye Color	Blue	Blue	Blue	Blue	Green	Blue

Cat

Blue Eyes

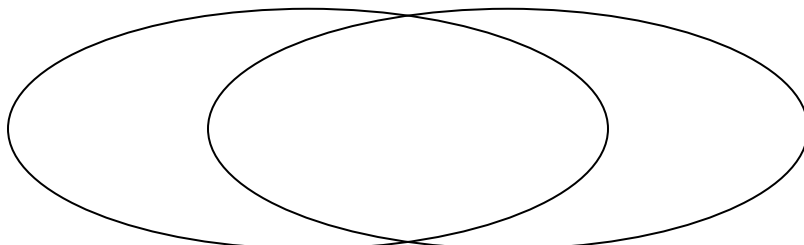


- 2) The table below shows the attributes of several types of candy. Use the chart to fill in the Venn Diagram.

	Googlies	Dubbles	Fidgies	Ribbles	Yum-Yums	Banonza
Package	Bag	Box	Box	Box	Box	Bag
Flavor	Sugar	Sugar	Sugar	Sugar	Chocolate	Sugar

Box Package

Sugar

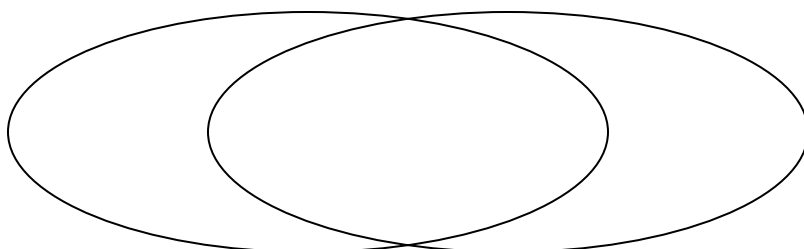


- 3) The table below shows the information on several pizza places. Use the chart to fill in the Venn Diagram.

	John's Pizza	Za Pizza	Luigi's Pizza	Oven Baked	Slice of Life	Pizza Bros
Type	Chain	Family Owned	Chain	Family Owned	Chain	Family Owned
Quality	Low	High	High	High	High	High

Chain Store

High Quality

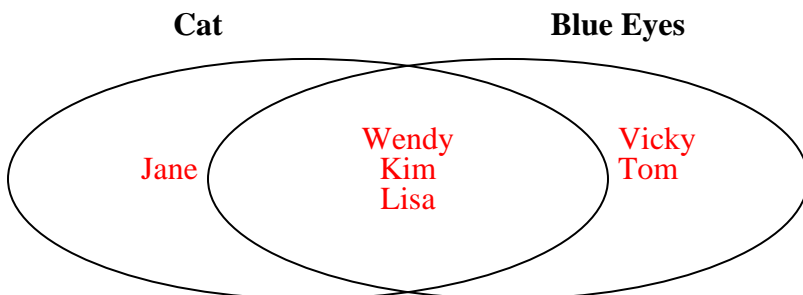




Solve each problem.

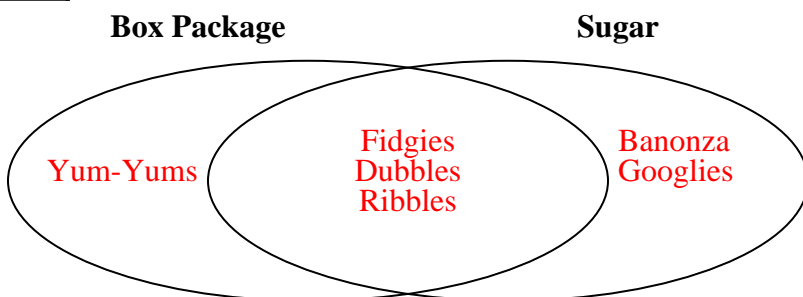
- 1) The table below shows the physical traits of different students. Use the chart to fill in the Venn Diagram.

	Kim	Wendy	Tom	Lisa	Jane	Vicky
Pet	Cat	Cat	Dog	Cat	Cat	Dog
Eye Color	Blue	Blue	Blue	Blue	Green	Blue



- 2) The table below shows the attributes of several types of candy. Use the chart to fill in the Venn Diagram.

	Googlies	Dubbles	Fidgies	Ribbles	Yum-Yums	Banonza
Package	Bag	Box	Box	Box	Box	Bag
Flavor	Sugar	Sugar	Sugar	Sugar	Chocolate	Sugar



- 3) The table below shows the information on several pizza places. Use the chart to fill in the Venn Diagram.

	John's Pizza	Za Pizza	Luigi's Pizza	Oven Baked	Slice of Life	Pizza Bros
Type	Chain	Family Owned	Chain	Family Owned	Chain	Family Owned
Quality	Low	High	High	High	High	High

