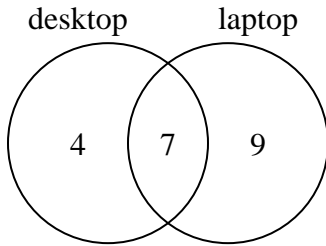




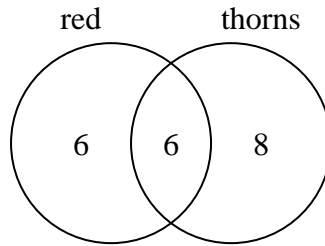
Use the diagram to solve each problem.

- 1) The diagram below shows the types of computers students owned.



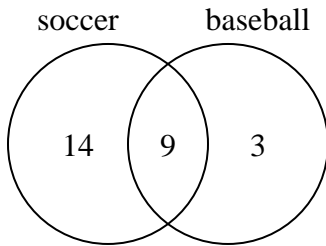
How many students did not own both a desktop and a laptop computer?

- 2) The diagram below shows the attributes of flowers in a flower shop.



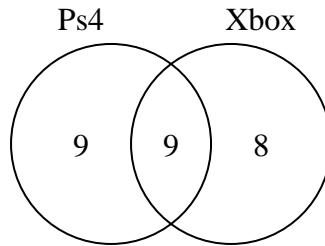
How many flowers were red with thorns?

- 3) The diagram below shows the sports people watched.



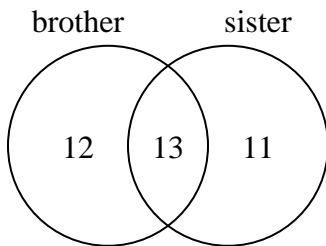
How many people watched soccer?

- 4) The diagram below shows the game consoles students owned.



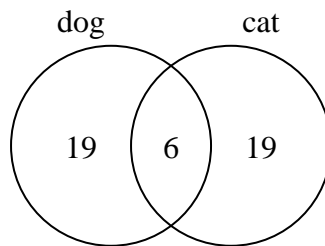
How many people owned both a Ps4 and a Xbox?

- 5) The diagram below shows the gender of students siblings.



How many students did not have both a brother and a sister?

- 6) The diagram below shows the pets students in a class owned.



How many people had a cat?

**Answers**

1. \_\_\_\_\_

2. \_\_\_\_\_

3. \_\_\_\_\_

4. \_\_\_\_\_

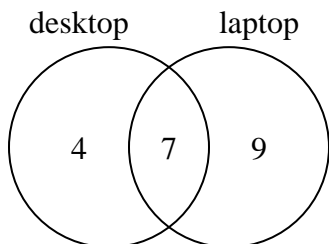
5. \_\_\_\_\_

6. \_\_\_\_\_



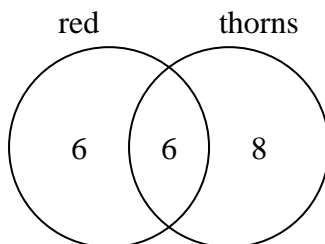
Use the diagram to solve each problem.

- 1) The diagram below shows the types of computers students owned.



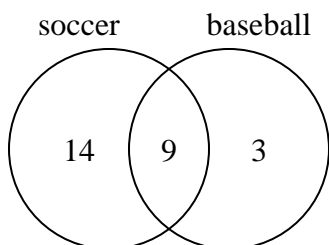
How many students did not own both a desktop and a laptop computer?

- 2) The diagram below shows the attributes of flowers in a flower shop.



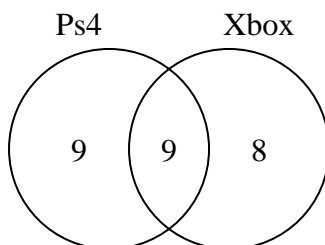
How many flowers were red with thorns?

- 3) The diagram below shows the sports people watched.



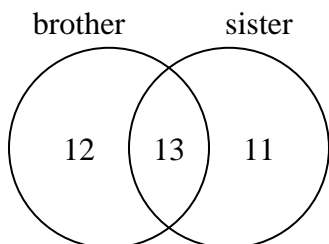
How many people watched soccer?

- 4) The diagram below shows the game consoles students owned.



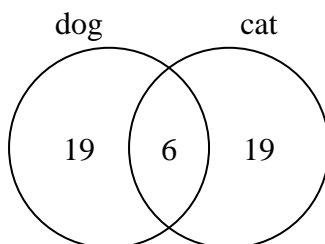
How many people owned both a Ps4 and a Xbox?

- 5) The diagram below shows the gender of students siblings.



How many students did not have both a brother and a sister?

- 6) The diagram below shows the pets students in a class owned.



How many people had a cat?

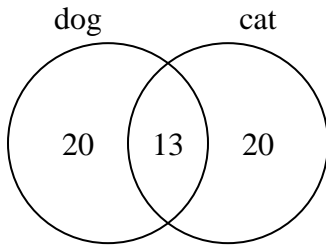
Answers

- 1. 13
- 2. 6
- 3. 23
- 4. 9
- 5. 23
- 6. 25



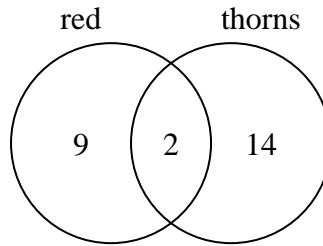
Use the diagram to solve each problem.

- 1) The diagram below shows the pets students in a class owned.



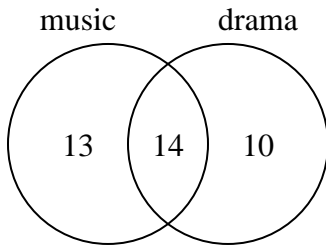
How many people had both a cat and a dog?

- 2) The diagram below shows the attributes of flowers in a flower shop.



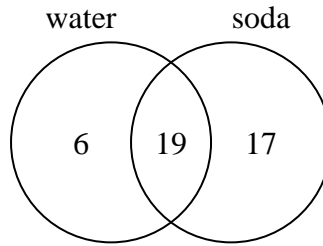
How many flowers were not red with thorns?

- 3) The diagram below shows the classes students are taking.



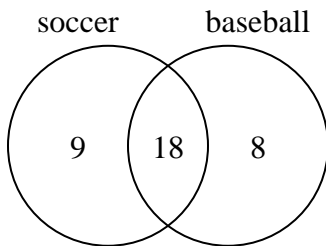
How many students are taking only drama?

- 4) The diagram below shows the drinks people consumed at the football game.



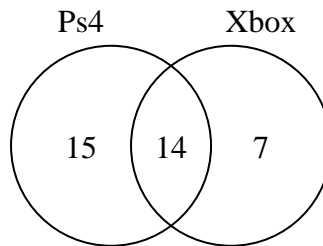
How many people drank both water and soda?

- 5) The diagram below shows the sports people watched.



How many people watched both soccer and baseball?

- 6) The diagram below shows the game consoles students owned.



How many people did not own both a Ps4 and a Xbox?

**Answers**

1. \_\_\_\_\_

2. \_\_\_\_\_

3. \_\_\_\_\_

4. \_\_\_\_\_

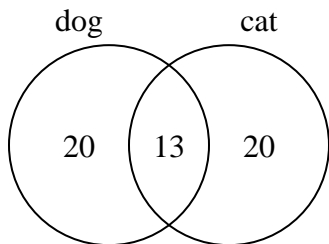
5. \_\_\_\_\_

6. \_\_\_\_\_



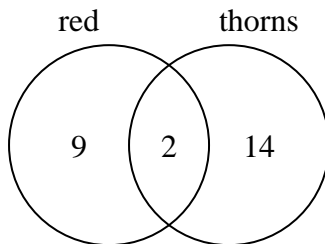
Use the diagram to solve each problem.

- 1) The diagram below shows the pets students in a class owned.



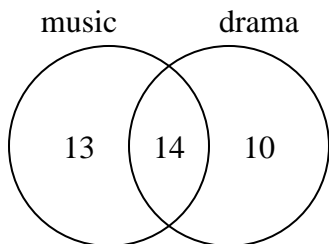
How many people had both a cat and a dog?

- 2) The diagram below shows the attributes of flowers in a flower shop.



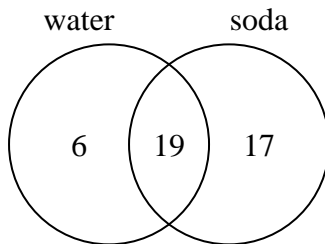
How many flowers were not red with thorns?

- 3) The diagram below shows the classes students are taking.



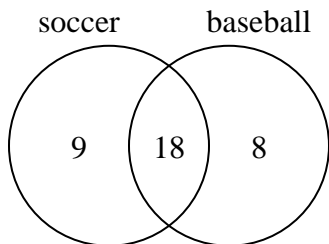
How many students are taking only drama?

- 4) The diagram below shows the drinks people consumed at the football game.



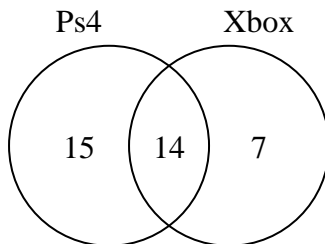
How many people drank both water and soda?

- 5) The diagram below shows the sports people watched.



How many people watched both soccer and baseball?

- 6) The diagram below shows the game consoles students owned.



How many people did not own both a Ps4 and a Xbox?

Answers

1. 13

2. 23

3. 10

4. 19

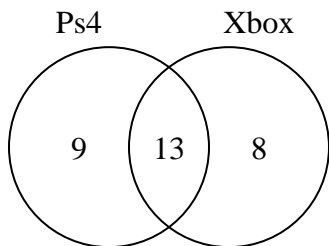
5. 18

6. 22



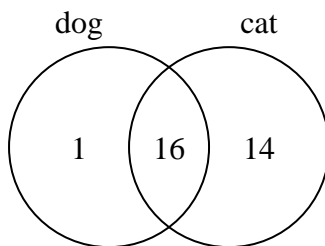
Use the diagram to solve each problem.

- 1) The diagram below shows the game consoles students owned.



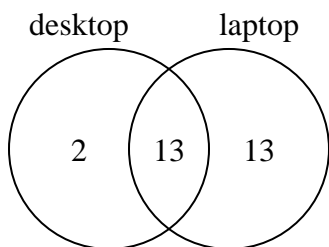
How many people did not own both a Ps4 and a Xbox?

- 2) The diagram below shows the pets students in a class owned.



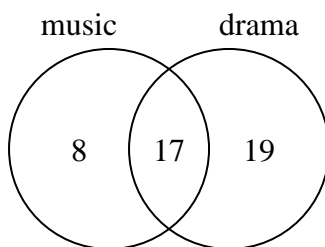
How many people had only a cat?

- 3) The diagram below shows the types of computers students owned.



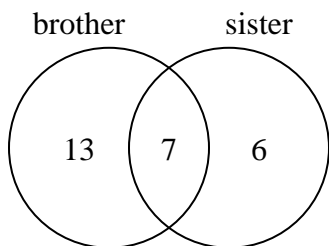
How many students owned a laptop computer?

- 4) The diagram below shows the classes students are taking.



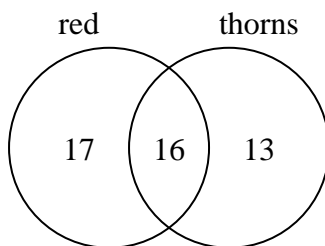
How many students are not taking both music and drama?

- 5) The diagram below shows the gender of students siblings.



How many students had both a brother and a sister?

- 6) The diagram below shows the attributes of flowers in a flower shop.



How many flowers were only red?

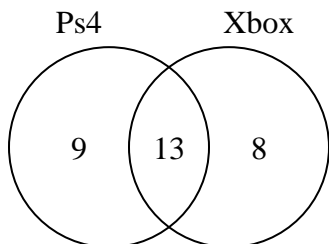
**Answers**

1. \_\_\_\_\_
2. \_\_\_\_\_
3. \_\_\_\_\_
4. \_\_\_\_\_
5. \_\_\_\_\_
6. \_\_\_\_\_



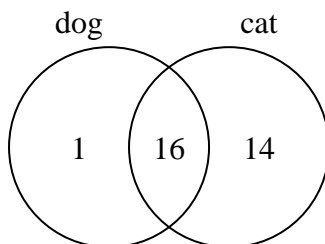
Use the diagram to solve each problem.

- 1) The diagram below shows the game consoles students owned.



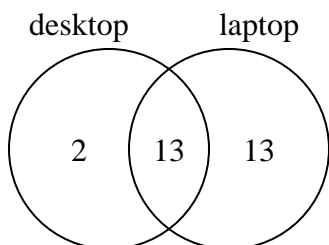
How many people did not own both a Ps4 and a Xbox?

- 2) The diagram below shows the pets students in a class owned.



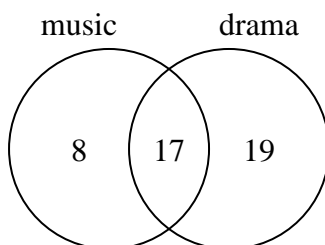
How many people had only a cat?

- 3) The diagram below shows the types of computers students owned.



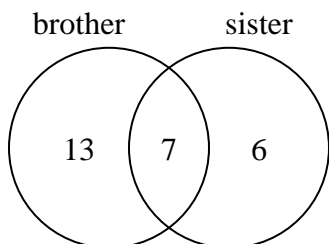
How many students owned a laptop computer?

- 4) The diagram below shows the classes students are taking.



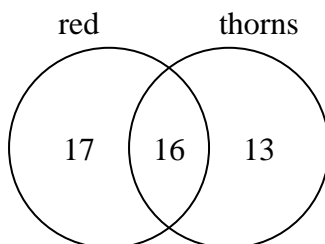
How many students are not taking both music and drama?

- 5) The diagram below shows the gender of students siblings.



How many students had both a brother and a sister?

- 6) The diagram below shows the attributes of flowers in a flower shop.



How many flowers were only red?

Answers

1. 17

2. 14

3. 26

4. 27

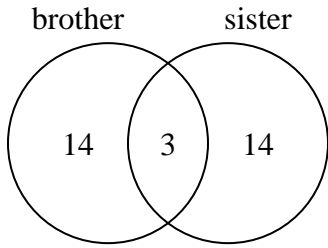
5. 7

6. 17



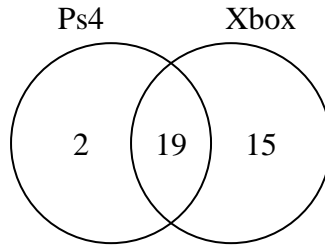
Use the diagram to solve each problem.

- 1) The diagram below shows the gender of students siblings.



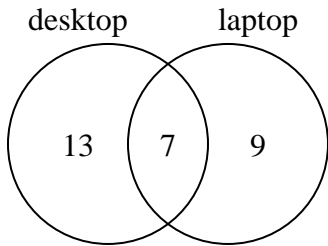
How many students had a sister?

- 2) The diagram below shows the game consoles students owned.



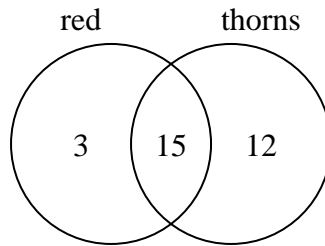
How many people owned a Ps4?

- 3) The diagram below shows the types of computers students owned.



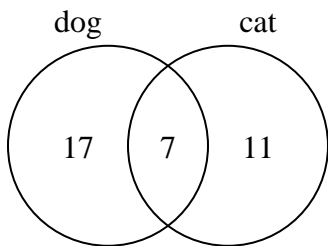
How many students owned only a desktop computer?

- 4) The diagram below shows the attributes of flowers in a flower shop.



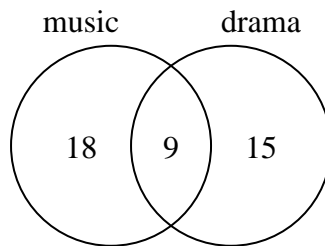
How many flowers had thorns?

- 5) The diagram below shows the pets students in a class owned.



How many people did not have both a cat and a dog?

- 6) The diagram below shows the classes students are taking.



How many students are taking both music and drama?

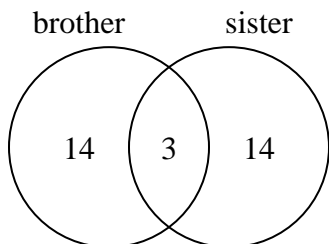
**Answers**

- 1. \_\_\_\_\_
- 2. \_\_\_\_\_
- 3. \_\_\_\_\_
- 4. \_\_\_\_\_
- 5. \_\_\_\_\_
- 6. \_\_\_\_\_



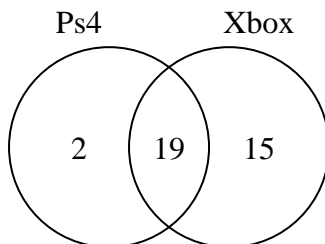
Use the diagram to solve each problem.

- 1) The diagram below shows the gender of students siblings.



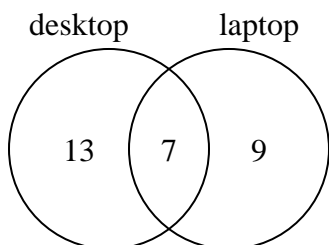
How many students had a sister?

- 2) The diagram below shows the game consoles students owned.



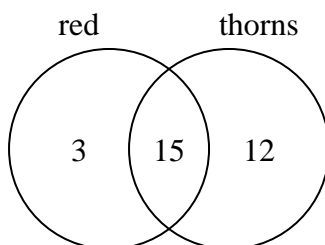
How many people owned a Ps4?

- 3) The diagram below shows the types of computers students owned.



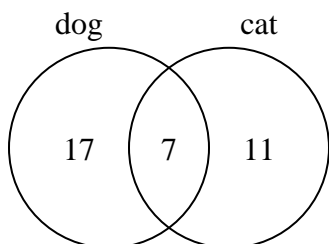
How many students owned only a desktop computer?

- 4) The diagram below shows the attributes of flowers in a flower shop.



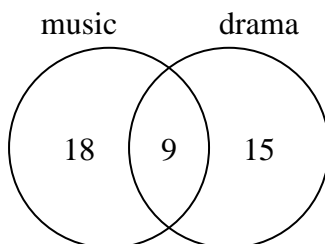
How many flowers had thorns?

- 5) The diagram below shows the pets students in a class owned.



How many people did not have both a cat and a dog?

- 6) The diagram below shows the classes students are taking.



How many students are taking both music and drama?

Answers

1. 17

2. 21

3. 13

4. 27

5. 28

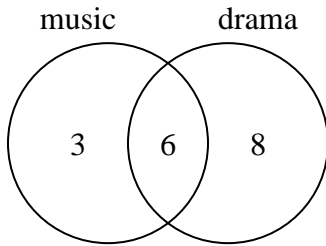
6. 9





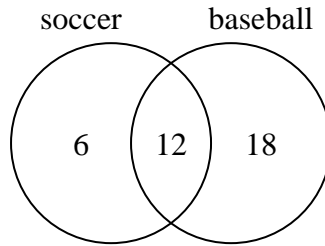
Use the diagram to solve each problem.

- 1) The diagram below shows the classes students are taking.



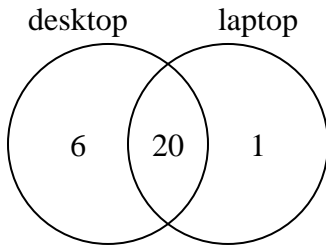
How many students are not taking both music and drama?

- 2) The diagram below shows the sports people watched.



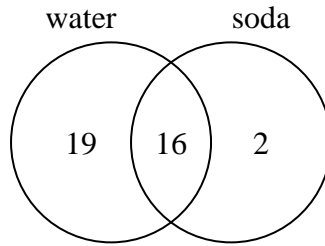
How many people watched soccer?

- 3) The diagram below shows the types of computers students owned.



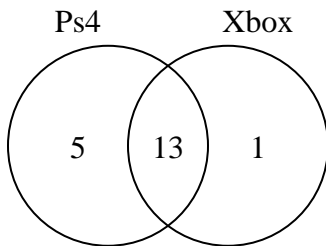
How many students owned only a laptop computer?

- 4) The diagram below shows the drinks people consumed at the football game.



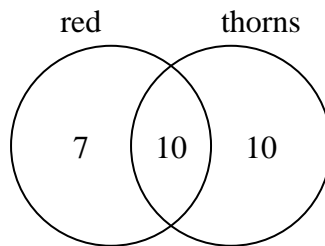
How many people drank both water and soda?

- 5) The diagram below shows the game consoles students owned.



How many people owned both a Ps4 and a Xbox?

- 6) The diagram below shows the attributes of flowers in a flower shop.



How many flowers were not red with thorns?

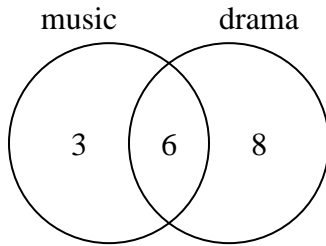
**Answers**

- 1. \_\_\_\_\_
- 2. \_\_\_\_\_
- 3. \_\_\_\_\_
- 4. \_\_\_\_\_
- 5. \_\_\_\_\_
- 6. \_\_\_\_\_



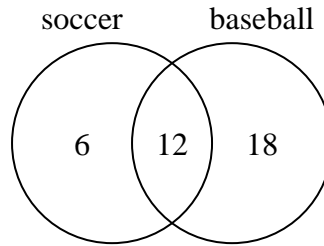
Use the diagram to solve each problem.

- 1) The diagram below shows the classes students are taking.



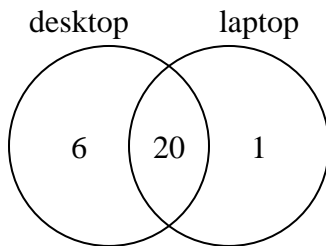
How many students are not taking both music and drama?

- 2) The diagram below shows the sports people watched.



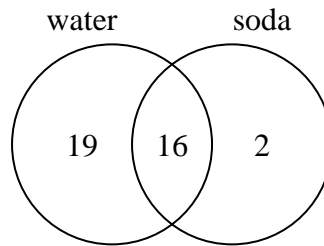
How many people watched soccer?

- 3) The diagram below shows the types of computers students owned.



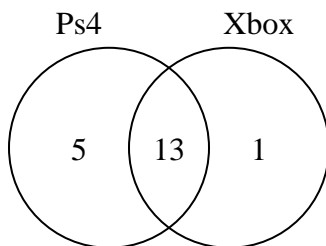
How many students owned only a laptop computer?

- 4) The diagram below shows the drinks people consumed at the football game.



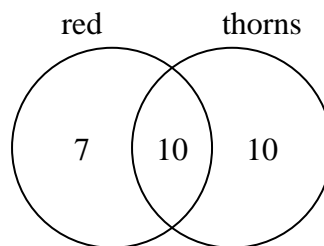
How many people drank both water and soda?

- 5) The diagram below shows the game consoles students owned.



How many people owned both a Ps4 and a Xbox?

- 6) The diagram below shows the attributes of flowers in a flower shop.



How many flowers were not red with thorns?

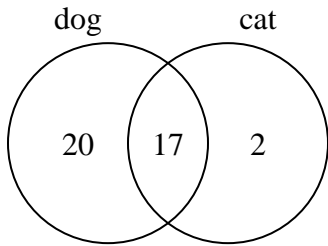
Answers

1. 11
2. 18
3. 1
4. 16
5. 13
6. 17



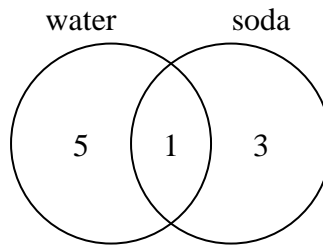
Use the diagram to solve each problem.

- 1) The diagram below shows the pets students in a class owned.



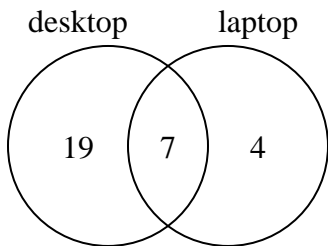
How many people had a dog?

- 2) The diagram below shows the drinks people consumed at the football game.



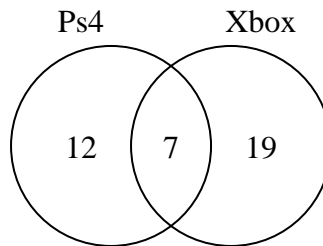
How many people drank water?

- 3) The diagram below shows the types of computers students owned.



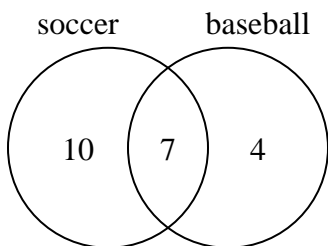
How many students owned both a desktop and a laptop computer?

- 4) The diagram below shows the game consoles students owned.



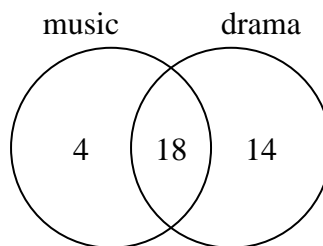
How many people owned only a Xbox?

- 5) The diagram below shows the sports people watched.



How many people only watched baseball?

- 6) The diagram below shows the classes students are taking.



How many students are taking only music?

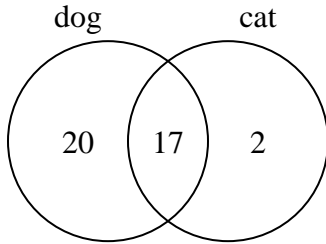
**Answers**

- 1. \_\_\_\_\_
- 2. \_\_\_\_\_
- 3. \_\_\_\_\_
- 4. \_\_\_\_\_
- 5. \_\_\_\_\_
- 6. \_\_\_\_\_



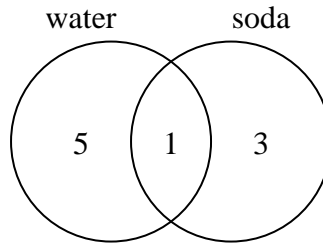
Use the diagram to solve each problem.

- 1) The diagram below shows the pets students in a class owned.



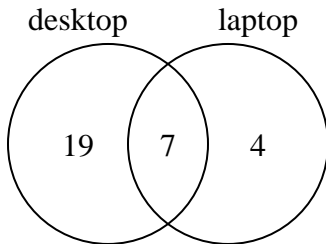
How many people had a dog?

- 2) The diagram below shows the drinks people consumed at the football game.



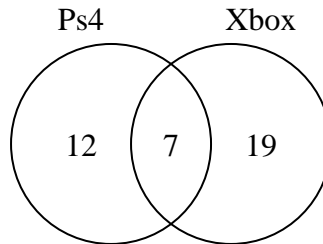
How many people drank water?

- 3) The diagram below shows the types of computers students owned.



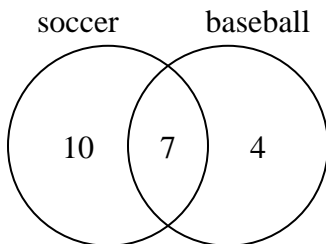
How many students owned both a desktop and a laptop computer?

- 4) The diagram below shows the game consoles students owned.



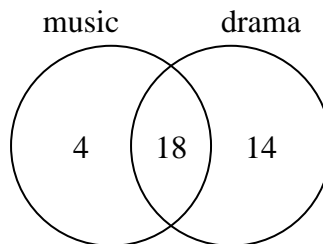
How many people owned only a Xbox?

- 5) The diagram below shows the sports people watched.



How many people only watched baseball?

- 6) The diagram below shows the classes students are taking.



How many students are taking only music?

Answers

1. 37

2. 6

3. 7

4. 19

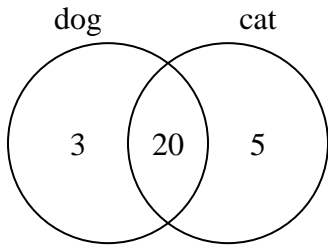
5. 4

6. 4



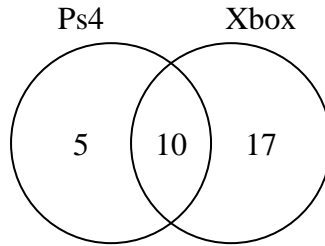
Use the diagram to solve each problem.

- 1) The diagram below shows the pets students in a class owned.



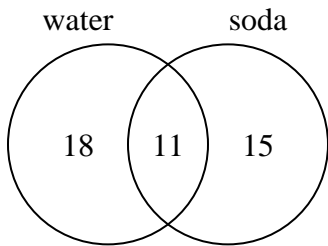
How many people had a cat?

- 2) The diagram below shows the game consoles students owned.



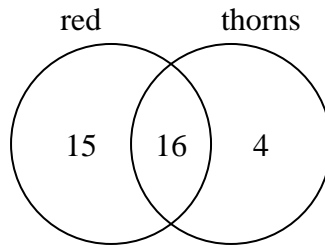
How many people owned only a Ps4?

- 3) The diagram below shows the drinks people consumed at the football game.



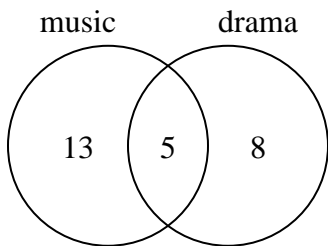
How many people did not drink both water and soda?

- 4) The diagram below shows the attributes of flowers in a flower shop.



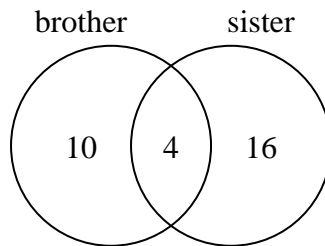
How many flowers were red?

- 5) The diagram below shows the classes students are taking.



How many students are taking both music and drama?

- 6) The diagram below shows the gender of students siblings.



How many students had a brother?

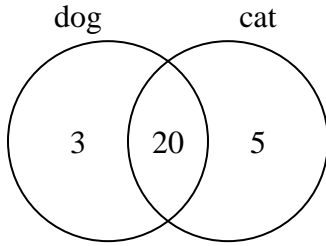
Answers

- 1. \_\_\_\_\_
- 2. \_\_\_\_\_
- 3. \_\_\_\_\_
- 4. \_\_\_\_\_
- 5. \_\_\_\_\_
- 6. \_\_\_\_\_



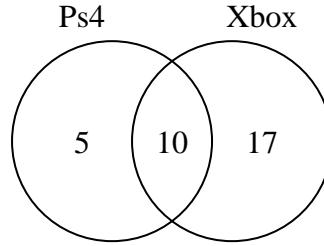
Use the diagram to solve each problem.

- 1) The diagram below shows the pets students in a class owned.



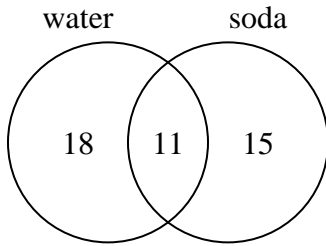
How many people had a cat?

- 2) The diagram below shows the game consoles students owned.



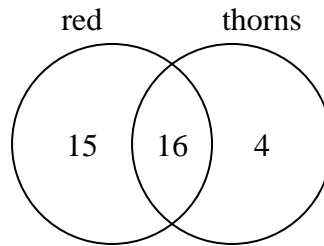
How many people owned only a Ps4?

- 3) The diagram below shows the drinks people consumed at the football game.



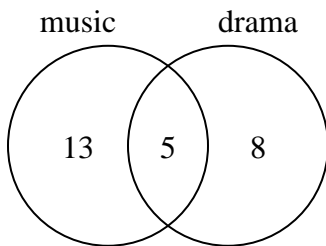
How many people did not drink both water and soda?

- 4) The diagram below shows the attributes of flowers in a flower shop.



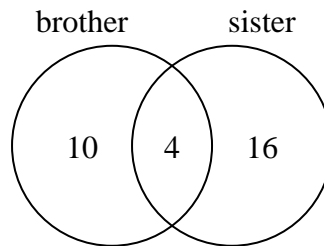
How many flowers were red?

- 5) The diagram below shows the classes students are taking.



How many students are taking both music and drama?

- 6) The diagram below shows the gender of students siblings.



How many students had a brother?

Answers

1. 25

2. 5

3. 33

4. 31

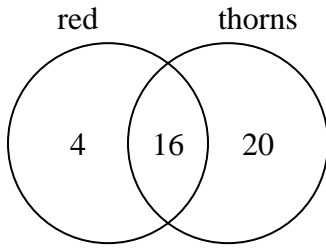
5. 5

6. 14



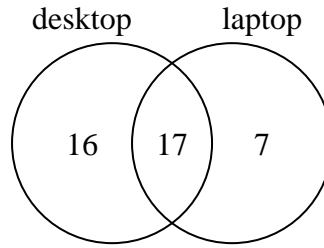
Use the diagram to solve each problem.

- 1) The diagram below shows the attributes of flowers in a flower shop.



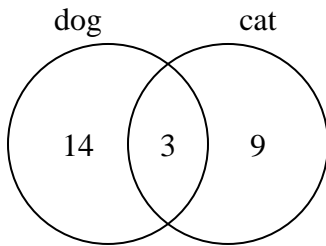
How many flowers only had thorns?

- 2) The diagram below shows the types of computers students owned.



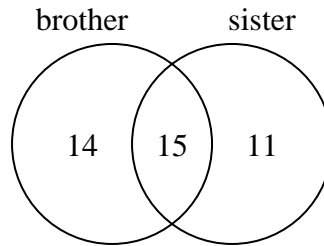
How many students did not own both a desktop and a laptop computer?

- 3) The diagram below shows the pets students in a class owned.



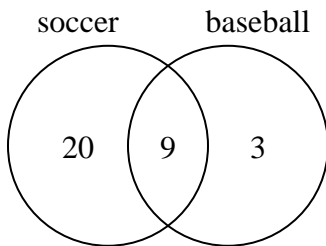
How many people had both a cat and a dog?

- 4) The diagram below shows the gender of students siblings.



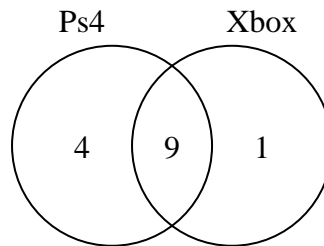
How many students had only a brother?

- 5) The diagram below shows the sports people watched.



How many people watched both soccer and baseball?

- 6) The diagram below shows the game consoles students owned.



How many people did not own both a Ps4 and a Xbox?

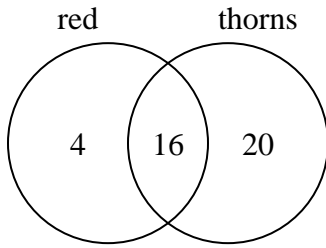
**Answers**

- 1. \_\_\_\_\_
- 2. \_\_\_\_\_
- 3. \_\_\_\_\_
- 4. \_\_\_\_\_
- 5. \_\_\_\_\_
- 6. \_\_\_\_\_



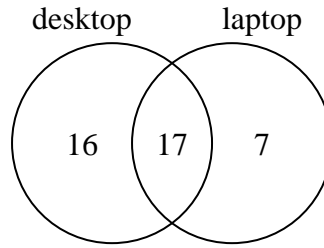
Use the diagram to solve each problem.

- 1) The diagram below shows the attributes of flowers in a flower shop.



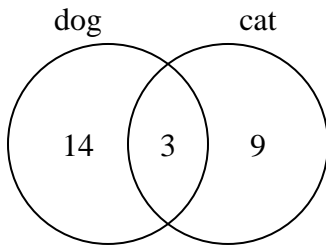
How many flowers only had thorns?

- 2) The diagram below shows the types of computers students owned.



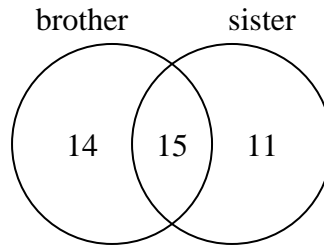
How many students did not own both a desktop and a laptop computer?

- 3) The diagram below shows the pets students in a class owned.



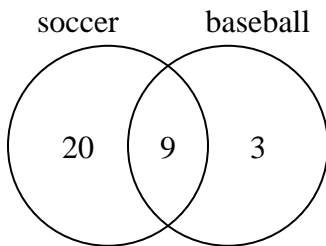
How many people had both a cat and a dog?

- 4) The diagram below shows the gender of students siblings.



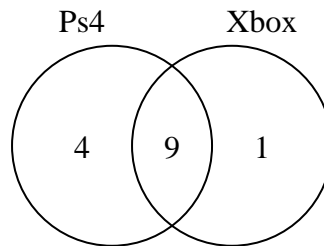
How many students had only a brother?

- 5) The diagram below shows the sports people watched.



How many people watched both soccer and baseball?

- 6) The diagram below shows the game consoles students owned.



How many people did not own both a Ps4 and a Xbox?

Answers

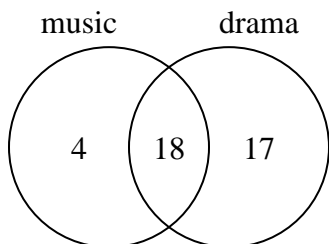
1. 20
2. 23
3. 3
4. 14
5. 9
6. 5





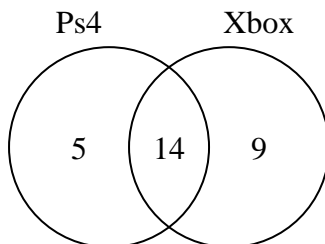
Use the diagram to solve each problem.

- 1) The diagram below shows the classes students are taking.



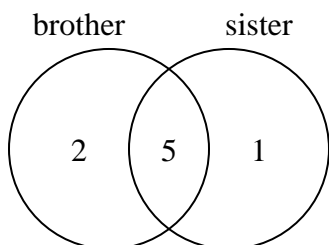
How many students are not taking both music and drama?

- 2) The diagram below shows the game consoles students owned.



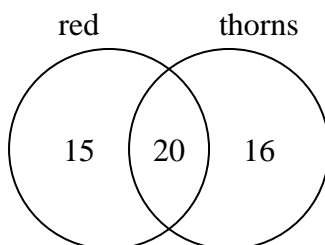
How many people did not own both a Ps4 and a Xbox?

- 3) The diagram below shows the gender of students siblings.



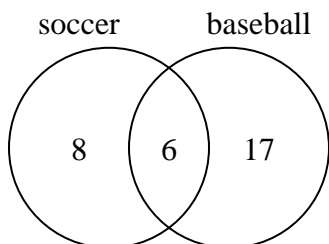
How many students had only a brother?

- 4) The diagram below shows the attributes of flowers in a flower shop.



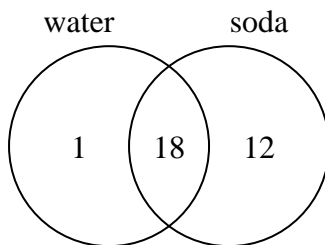
How many flowers only had thorns?

- 5) The diagram below shows the sports people watched.



How many people only watched baseball?

- 6) The diagram below shows the drinks people consumed at the football game.



How many people did not drink both water and soda?

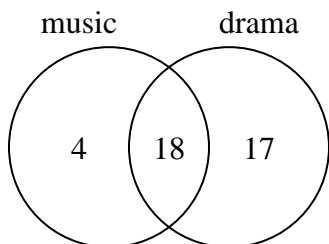
**Answers**

- 1. \_\_\_\_\_
- 2. \_\_\_\_\_
- 3. \_\_\_\_\_
- 4. \_\_\_\_\_
- 5. \_\_\_\_\_
- 6. \_\_\_\_\_



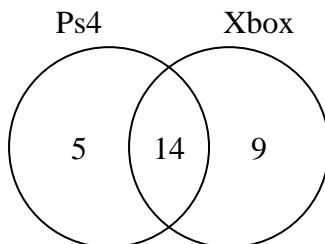
Use the diagram to solve each problem.

- 1) The diagram below shows the classes students are taking.



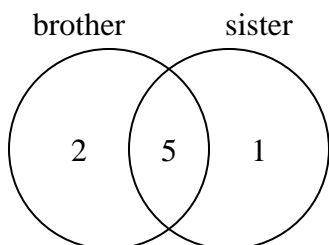
How many students are not taking both music and drama?

- 2) The diagram below shows the game consoles students owned.



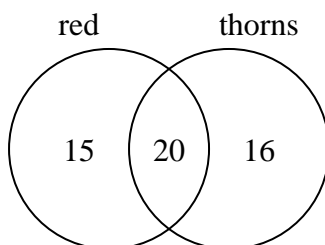
How many people did not own both a Ps4 and a Xbox?

- 3) The diagram below shows the gender of students siblings.



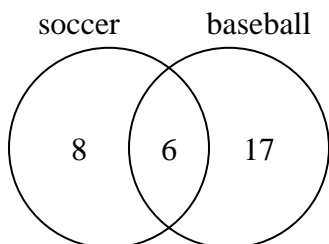
How many students had only a brother?

- 4) The diagram below shows the attributes of flowers in a flower shop.



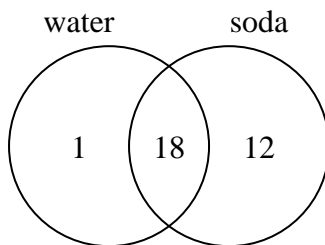
How many flowers only had thorns?

- 5) The diagram below shows the sports people watched.



How many people only watched baseball?

- 6) The diagram below shows the drinks people consumed at the football game.



How many people did not drink both water and soda?

Answers

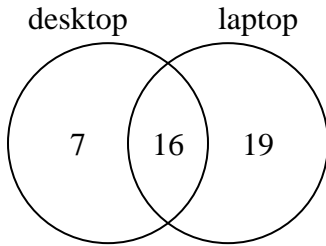
1. 21
2. 14
3. 2
4. 16
5. 17
6. 13



Use the diagram to solve each problem.

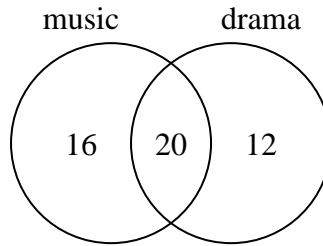
Answers

- 1) The diagram below shows the types of computers students owned.



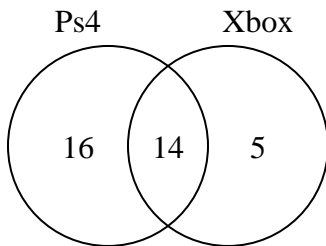
How many students owned a desktop computer?

- 2) The diagram below shows the classes students are taking.



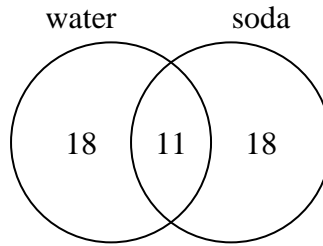
How many students are taking only drama?

- 3) The diagram below shows the game consoles students owned.



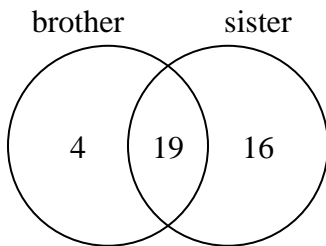
How many people owned a Ps4?

- 4) The diagram below shows the drinks people consumed at the football game.



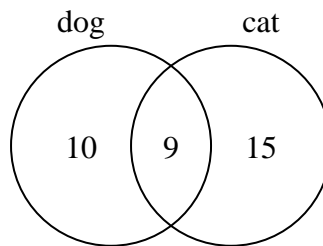
How many people drank water?

- 5) The diagram below shows the gender of students siblings.



How many students did not have both a brother and a sister?

- 6) The diagram below shows the pets students in a class owned.



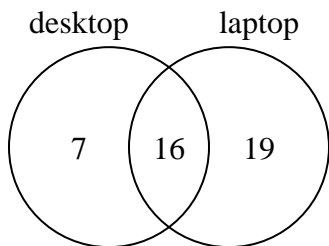
How many people had only a cat?

- 1. \_\_\_\_\_
- 2. \_\_\_\_\_
- 3. \_\_\_\_\_
- 4. \_\_\_\_\_
- 5. \_\_\_\_\_
- 6. \_\_\_\_\_



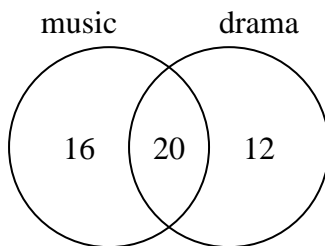
Use the diagram to solve each problem.

- 1) The diagram below shows the types of computers students owned.



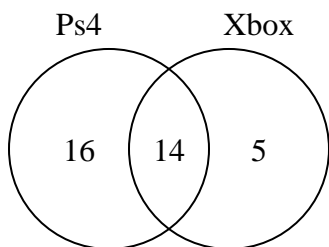
How many students owned a desktop computer?

- 2) The diagram below shows the classes students are taking.



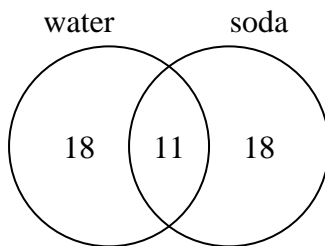
How many students are taking only drama?

- 3) The diagram below shows the game consoles students owned.



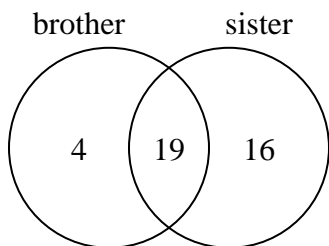
How many people owned a Ps4?

- 4) The diagram below shows the drinks people consumed at the football game.



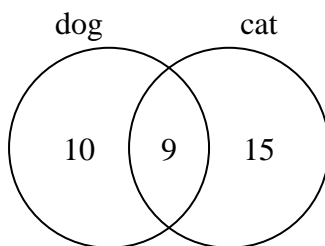
How many people drank water?

- 5) The diagram below shows the gender of students siblings.



How many students did not have both a brother and a sister?

- 6) The diagram below shows the pets students in a class owned.



How many people had only a cat?

Answers

1. 23
2. 12
3. 30
4. 29
5. 20
6. 15