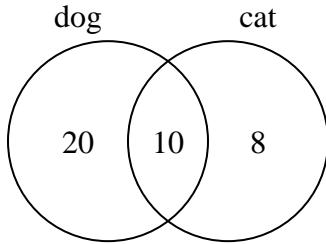




Use the diagram to solve each problem.

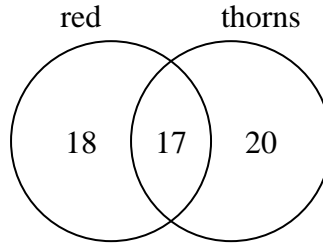
Answers

- 1) The diagram below shows the pets students in a class owned.



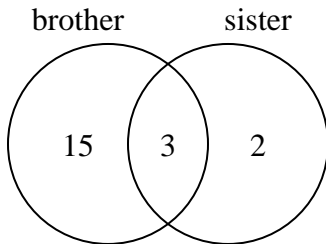
How many people did not have both a cat and a dog?

- 2) The diagram below shows the attributes of flowers in a flower shop.



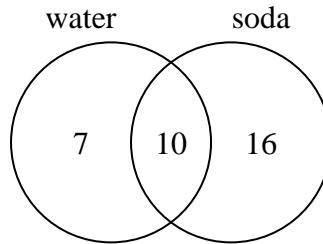
How many flowers only had thorns?

- 3) The diagram below shows the gender of students siblings.



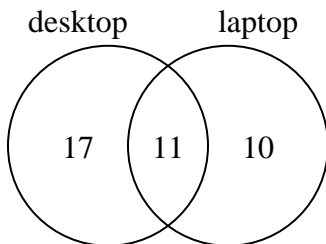
How many students had only a brother?

- 4) The diagram below shows the drinks people consumed at the football game.



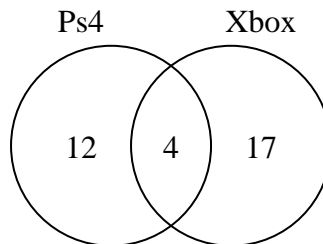
How many people drank only soda?

- 5) The diagram below shows the types of computers students owned.



How many students owned a laptop computer?

- 6) The diagram below shows the game consoles students owned.



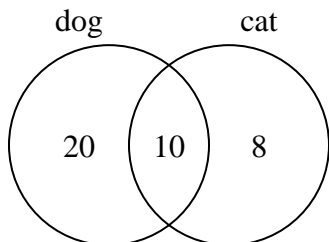
How many people owned a Xbox?

1. _____
2. _____
3. _____
4. _____
5. _____
6. _____



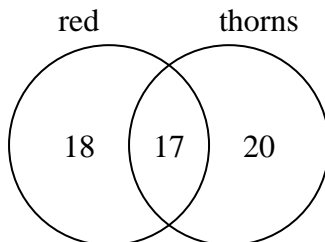
Use the diagram to solve each problem.

- 1) The diagram below shows the pets students in a class owned.



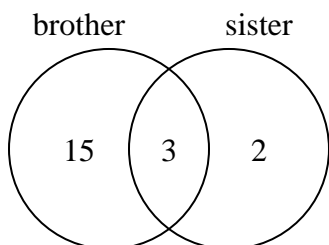
How many people did not have both a cat and a dog?

- 2) The diagram below shows the attributes of flowers in a flower shop.



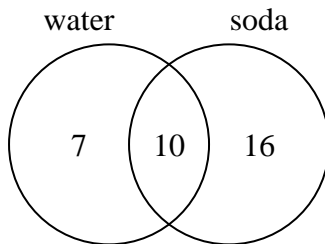
How many flowers only had thorns?

- 3) The diagram below shows the gender of students siblings.



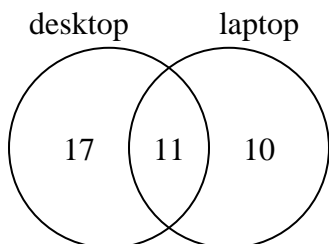
How many students had only a brother?

- 4) The diagram below shows the drinks people consumed at the football game.



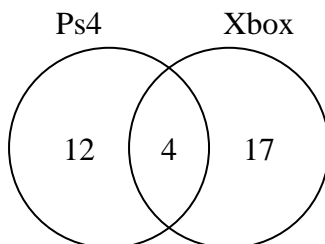
How many people drank only soda?

- 5) The diagram below shows the types of computers students owned.



How many students owned a laptop computer?

- 6) The diagram below shows the game consoles students owned.



How many people owned a Xbox?

Answers

1. 28

2. 20

3. 15

4. 16

5. 21

6. 21